



US 20090008607A1

(19) **United States**(12) **Patent Application Publication**
Kawamura et al.(10) **Pub. No.: US 2009/0008607 A1**(43) **Pub. Date: Jan. 8, 2009**(54) **NAPHTHALENE DERIVATIVE, MATERIAL
FOR ORGANIC ELECTROLUMINESCENCE
DEVICE, AND ORGANIC
ELECTROLUMINESCENCE DEVICE USING
THE SAME**(75) Inventors: **Masahiro Kawamura**,
Sodegaura-shi (JP); **Kazuki**
Nishimura, Sodegaura-shi (JP);
Yoriyuki Takashima,
Sodegaura-shi (JP); **Mitsunori Ito**,
Sodegaura-shi (JP); **Toshihiro**
Iwakuma, Sodegaura-shi (JP);
Toshinari Ogiwara, Sodegaura-shi
(JP); **Chishio Hosokawa**,
Sodegaura-shi (JP); **Kenichi**
Fukuoka, Sodegaura-shi (JP)

Correspondence Address:

**OBLON, SPIVAK, MCCLELLAND MAIER &
NEUSTADT, P.C.**
1940 DUKE STREET
ALEXANDRIA, VA 22314 (US)(30) **Foreign Application Priority Data**

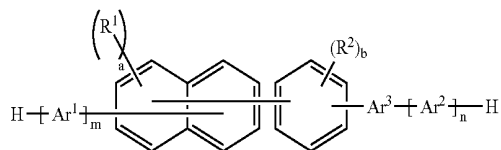
Jul. 7, 2007 (JP) 2007-179120

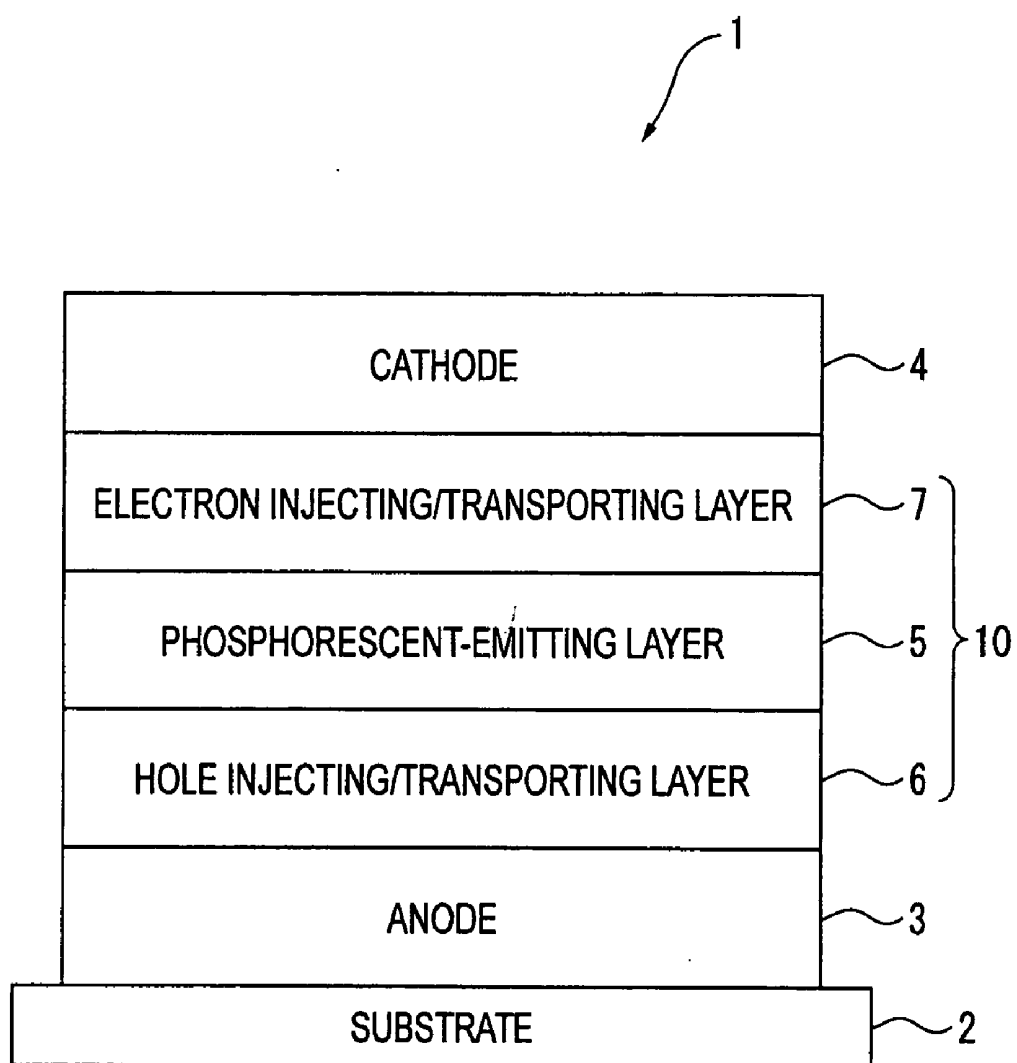
Jul. 7, 2007 (JP) 2007-179121

Publication Classification(51) **Int. Cl.****C09K 11/06** (2006.01)**C07C 13/48** (2006.01)(52) **U.S. Cl. 252/301.16; 585/26**(57) **ABSTRACT**

A naphthalene derivative represented by the following formula (1) is provided. In the formula (1), Ar¹ and Ar² each represent an aromatic hydrocarbon cyclic group having 6 to 18 carbon atoms forming a ring. The aromatic hydrocarbon cyclic group has none of anthracene skeleton, pyrene skeleton, aceanthrylene skeleton and naphthacene skeleton. Ar³ represents a benzene skeleton or a naphthalene skeleton. R¹ and R² each represent an alkyl group, a cycloalkyl group, an alkoxy group, a cyano group, a silyl group or a halogen atom. a and b each represent an integer in a range of 0 to 4. m and n each represent an integer in a range of 1 to 4.

(1)

(73) Assignee: **Idemitsu Kosan Co., Ltd.**,
Chiyoda-ku (JP)(21) Appl. No.: **12/102,562**(22) Filed: **Apr. 14, 2008**



**NAPHTHALENE DERIVATIVE, MATERIAL
FOR ORGANIC ELECTROLUMINESCENCE
DEVICE, AND ORGANIC
ELECTROLUMINESCENCE DEVICE USING
THE SAME**

BACKGROUND OF THE INVENTION

[0001] 1. Field of the Invention

[0002] The present invention relates to a naphthalene derivative, a material for an organic electroluminescence device and an organic electroluminescence device using the same.

[0003] 2. Description of Related Art

[0004] An organic electroluminescence device (hereinafter called as organic EL device), which includes an organic emitting layer between an anode and a cathode, has been known to emit light using exciton energy generated by a recombination of holes and electrons that have been injected into the organic emitting layer.

[0005] Such an organic EL device, which has the advantages as a self-emitting device, is expected to serve as an emitting device excellent in luminous efficiency, image quality, power consumption and thin design.

[0006] In applying an emitting material to an organic EL device, a doping method, according to which a dopant material is doped to a host material, has been known as a usable method.

[0007] In order to effectively generate exciton from injected energy and effectively convert exciton energy into light emission, an organic EL device is arranged such that the exciton energy generated in a host is transferred to a dopant, and that the dopant emits light.

[0008] Examples of such a host and dopant are such condensed aromatic compounds each having a naphthalene skeleton as disclosed in Document 1 (JP-A-2007-84485), Document 2 (JP-A-2006-151966), Document 3 (JP-A-2005-19219), Document 4 (JP-A-2005-8588), Document 5 (JP-A-2004-18510), Document 6 (WO2007/46658) and Document 7 (JP-A-2003-142267).

[0009] However, although there has been a demand for an organic EL device that is free from pixel defects and excellent in luminous efficiency, heat resistance and lifetime, no material for an organic EL device or no host material has been found usable for providing such an excellent organic EL device.

[0010] On the other hand, in order to enhance internal quantum efficiency and achieve higher luminous efficiency, a phosphorescence material that emits light using triplet exciton has been developed. Recently, there has been a report on an organic device using phosphorescence emission.

[0011] Since the internal quantum efficiency can be enhanced up to 75% or more (up to approximately 100% in theory) by using such a phosphorescence material, an organic EL device having high efficiency and consuming less power can be obtained.

[0012] However, although exhibiting much higher luminous efficiency, such a conventional phosphorescent organic EL device has such a short lifetime as to be practically inapplicable.

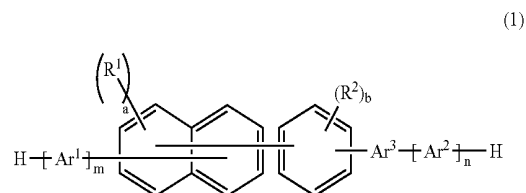
SUMMARY OF THE INVENTION

[0013] In view of the above problems, an object of the present invention is to provide an organic EL device that is

free from pixel defects and excellent in luminous efficiency, heat resistance and lifetime, and to provide a naphthalene derivative and a material for an organic EL device capable of realizing such an organic EL device.

[0014] After conducting concentrated studies in order to achieve such an object, the inventors have found that an organic EL device that is free from pixel defects and excellent in efficiency, heat resistance and lifetime can be provided by using a naphthalene derivative represented by the following formula (1) as the material for the organic EL device, and reached the present invention.

[0015] A naphthalene derivative according to an aspect of the present invention is represented by the following formula (1).



[0016] In the formula (1), Ar¹ and Ar² each represent an aromatic hydrocarbon cyclic group having 6 to 18 carbon atoms forming a ring, the aromatic hydrocarbon cyclic group having none of anthracene skeleton, pyrene skeleton, acenanthrylene skeleton and naphthacene skeleton.

[0017] Ar³ represents a benzene skeleton or a naphthalene skeleton.

[0018] Ar¹ to Ar³ may be substituted.

[0019] Ar¹ to Ar³ each may be bonded in any position of a main-chain benzene skeleton or a main-chain naphthalene skeleton.

[0020] R¹ and R² each represent an alkyl group, a cycloalkyl group, an alkoxy group, a cyano group, a silyl group or a halogen atom. R¹ and R² may be bonded in any position of the main-chain naphthalene or the main-chain benzene.

[0021] a and b each represent an integer in a range of 0 to 4.

[0022] a represents the number of substituent(s) R¹ directly bonded to the main-chain naphthalene.

[0023] b represents the number of substituent(s) R² directly bonded to the main-chain benzene.

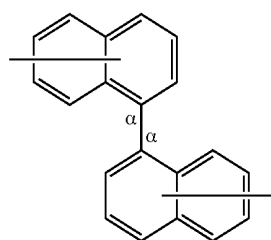
[0024] R¹ and R² may be mutually the same or different.

[0025] When a and b each independently are 2 or more, the plurality of R¹ may be mutually the same or different, the plurality of R² may be mutually the same or different, or the plurality of R¹ may be the same as or different from the plurality of R².

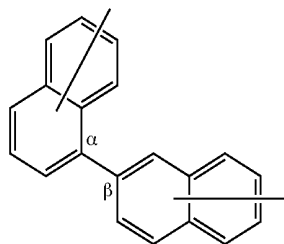
[0026] m and n each represent an integer in a range of 1 to 4.

[0027] When Ar³ represents a naphthalene skeleton, the structure represented by $(-[Ar^1]_m-H)$ is not the same as the structure represented by $(-[Ar^2]_n-H)$.

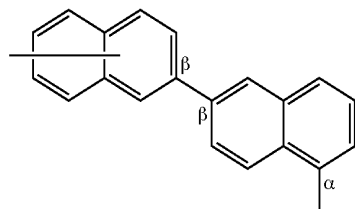
[0028] When the naphthalene derivative has a structure in which two naphthalene skeletons are consecutively bonded together, the structure of the naphthalene derivative is represented by any one of formulae (1-A), (1-B), (1-C) and (1-D) as follows.



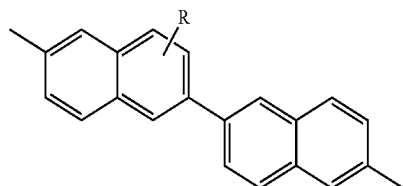
(1-A)



(1-B)



(1-C)



(1-D)

[0029] The naphthalene skeletons represented by the formulae (1-A), (1-B) and (1-C) each may have a substituent(s) in any suitable position(s) or may be unsubstituted.

[0030] In the formula (1-D), R represents a substituent. R may represent a single substituent or plural substituents. The substituent(s) may be in any position(s) of the two naphthalene skeletons. When R represents plural substituents, the plural substituents may be mutually the same or different.

[0031] When the naphthalene derivative has a structure in which three naphthalene skeletons are consecutively bonded together, a naphthalene skeleton of the three naphthalene skeletons that is positioned at the center of the structure is tetravalent or more while at least either one of the other naphthalene skeletons of the three naphthalene skeletons that are positioned at ends of the structure is trivalent or more.

[0032] When the naphthalene derivative has a structure in which four naphthalene skeletons are consecutively bonded together, at least one of the naphthalene skeletons is tetravalent or more.

[0033] When the naphthalene derivative contains a plurality of unsubstituted 9-phenanthrenes, the number of the unsubstituted 9-phenanthrenes is 3 or more.

[0034] When Ar¹ or Ar² represents a phenanthrene skeleton, the phenanthrene skeleton is monovalent phenanthrene.

[0035] A material for an organic EL device according to another aspect of the present invention contains the naphthalene derivative represented by the formula (1).

[0036] An organic EL device according to still further aspect of the present invention includes: a cathode; an anode; an organic thin-film layer provided between the anode and the cathode, the organic thin-film layer including at least one layer, the at least one layer including an emitting layer, in which the at least one layer of the organic thin-film layer contains the naphthalene derivative represented by the formula (1).

[0037] According to the aspect(s) of the present invention, an organic EL device that is free from pixel defects and excellent in luminous efficiency, heat resistance and lifetime can be provided. In addition, a naphthalene derivative and a material for an organic EL device capable of realizing such an organic EL device can be provided.

BRIEF DESCRIPTION OF THE DRAWINGS

[0038] FIG. 1 schematically shows an exemplary arrangement of an organic EL device according to an exemplary embodiment of the present invention.

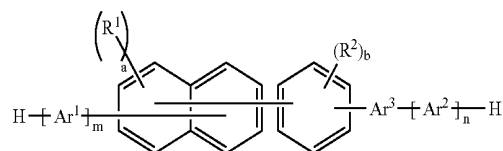
DETAILED DESCRIPTION OF PREFERRED EMBODIMENT(S)

[0039] Embodiment(s) of the present invention will be described below.

[Naphthalene Derivative]

[0040] A naphthalene derivative according to an aspect of the present invention is represented by the following formula (1).

(1)



[0041] In the formula (1), Ar¹ and Ar² each represent an aromatic hydrocarbon cyclic group having 6 to 18 carbon atoms forming a ring. The aromatic hydrocarbon cyclic group has none of anthracene skeleton, pyrene skeleton, acenanthrylene skeleton and naphthacene skeleton.

[0042] Ar³ represents a benzene skeleton or a naphthalene skeleton.

[0043] Ar¹ to Ar³ may be substituted.

[0044] Ar¹ to Ar³ each may be bonded in any position of a main-chain benzene skeleton or a main-chain naphthalene skeleton.

[0045] R¹ and R² each represent an alkyl group, a cycloalkyl group, an alkoxy group, a cyano group, a silyl group or a halogen atom. R¹ and R² may be bonded in any position of the main-chain naphthalene or the main-chain benzene.

[0046] a and b each represent an integer in a range of 0 to 4.

[0047] a represents the number of substituent(s) R¹ directly bonded to the main-chain naphthalene.

[0048] b represents the number of substituent(s) R² directly bonded to the main-chain benzene.

[0049] R¹ and R² may be mutually the same or different.

[0050] When a and b each independently are 2 or more, the plurality of R¹ may be mutually the same or different, the

plurality of R^2 may be mutually the same or different, or the plurality of R^1 may be the same as or different from the plurality of R^2 .

[0051] m and n each represent an integer in a range of 1 to 4.

[0052] Structures of $(-[Ar^1]_m-H)$ when m takes an integer value of 1 to 4 are represented by the following formulae (1-m-1) to (1-m-4) respectively:

the structure when m is 1 is represented by $-Ar^{1a}-H$ (1-m-1);

the structure when m is 2 is represented by $-Ar^{1a}-Ar^{1b}-H$ (1-m-2);

the structure when m is 3 is represented by $-Ar^{1a}-Ar^{1b}-Ar^{1c}-H$ (1-m-3);

and

the structure when m is 4 is represented by $-Ar^{1a}-Ar^{1b}-Ar^{1c}-Ar^{1d}-H$ (1-m-4).

[0053] Structures of $(-[Ar^2]_n-H)$ when n takes an integer value of 1 to 4 are represented by the following formulae (1-n-1) to (1-n-4) respectively:

the structure when n is 1 is represented by $-Ar^{2a}-H$ (1-n-1);

the structure when n is 2 is represented by $-Ar^{2a}-Ar^{2b}-H$ (1-n-2);

the structure when n is 3 is represented by $-Ar^{2a}-Ar^{2b}-Ar^{2c}-H$ (1-n-3);

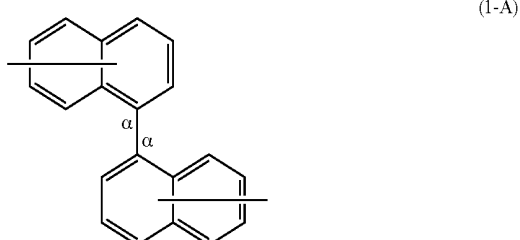
and

the structure when n is 4 is represented by $-Ar^{2a}-Ar^{2b}-Ar^{2c}-Ar^{2d}-H$ (1-n-4).

[0054] In each of the formulae (1-m-1) to (1-m-4), Ar^{1a} , Ar^{1b} , Ar^{1c} and Ar^{1d} may be mutually the same or different. In each of the formulae (1-n-1) to (1-n-4), Ar^{2a} , Ar^{2b} , Ar^{2c} and Ar^{2d} may be mutually the same or different.

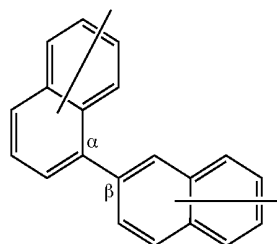
[0055] When Ar^3 represents a naphthalene skeleton, the structure represented by $(-[Ar^1]_m-H)$ is not the same as the structure represented by $(-[Ar^2]_n-H)$.

[0056] When the naphthalene derivative has a structure in which two naphthalene skeletons are consecutively bonded together, the structure of the naphthalene derivative is represented by any one of formulae (1-A), (1-B), (1-C) and (1-D) as follows;

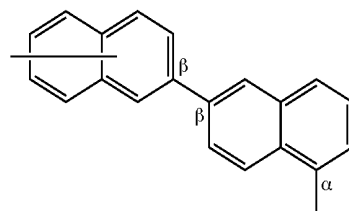


-continued

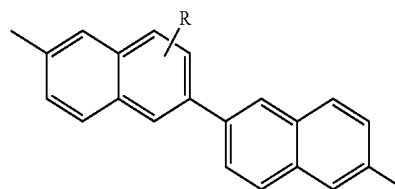
(1-B)



(1-C)



(1-D)



[0057] The naphthalene skeletons represented by the formulae (1-A), (1-B) and (1-C) each may have a substituent(s) in any suitable position(s) or may be unsubstituted.

[0058] In the formula (1-D), R represents a substituent. R may represent a single substituent or plural substituents. The substituent(s) may be in any position(s) of the two naphthalene skeletons. When R represents plural substituents, the plural substituents may be mutually the same or different.

[0059] When the naphthalene derivative has a structure in which three naphthalene skeletons are consecutively bonded together, a naphthalene skeleton of the three naphthalene skeletons that is positioned at the center of the structure is tetravalent or more while at least either one of the other naphthalene skeletons of the three naphthalene skeletons that are positioned at ends of the structure is trivalent or more.

[0060] When the naphthalene derivative has a structure in which four naphthalene skeletons are consecutively bonded together, at least one of the naphthalene skeletons is tetravalent or more.

[0061] When the naphthalene derivative contains a plurality of unsubstituted 9-phenanthrenes, the number of the unsubstituted 9-phenanthrenes is 3 or more.

[0062] When Ar^1 or Ar^2 represents a phenanthrene skeleton, the phenanthrene skeleton is monovalent phenanthrene.

[0063] In the present invention, "carbon atoms forming a ring" means carbon atoms for forming a saturated ring, an unsaturated ring or an aromatic ring. On the other hand, "atoms forming a ring" means carbon atoms and heteroatoms for forming a heterocycle (including a saturated ring, an unsaturated ring and an aromatic ring).

[0064] The naphthalene derivative according to the aspect of the present invention can be favorably applied to a material for forming an organic EL device that is free from pixel defects and excellent in luminous efficiency, heat resistance and lifetime.

[0065] An organic compound having an anthracene skeleton, a pyrene skeleton, an aceanthrylene skeleton or a naphthalene skeleton is not preferable because such an organic compound generates less triplet exciton energy and because a phosphorescent organic EL device in which such an organic compound is used can hardly emit light efficiently. Thus, it is not preferable that Ar¹ and Ar² each have any one of the structures listed above.

[0066] In addition, since less triplet exciton energy is generated when Ar¹ and Ar² each contain more than 18 carbon atoms, a phosphorescent organic EL device in which such a naphthalene derivative is used can hardly emit light efficiently.

[0067] When m and n each are more than 4, a molecular weight of the naphthalene derivative becomes so large that the naphthalene derivative can hardly be vapor-deposited. Thus, m and n each are preferably in a range of 1 to 4.

[0068] Compounds in each of which two or more naphthalene skeletons are consecutively bonded together in β positions and compounds each having a highly-symmetrical structure exhibit such high crystallinity that the compounds can hardly maintain high amorphousness when being formed into thin film(s).

[0069] As a solution, for instance, by:

[0070] (1) introducing torsional portion(s) into the molecule with the naphthalene skeletons being bonded together in a positions;

[0071] (2) introducing substituent(s) having steric hindrance; and/or

[0072] (3) asymmetrically shaping the molecule,

[0073] crystallization of the compounds can be prevented, such that thin film(s) of high amorphousness can be formed.

[0074] According to the present invention, when the naphthalene derivative is structured such that two naphthalene skeletons are consecutively bonded together, the naphthalene skeletons are bonded together in a positions as represented by the formula (1-A), (1-B) or (1-C), so that the torsional portion prevents the crystallization of the naphthalene derivative.

[0075] According further to the present invention, when two naphthalene skeletons are bonded together in β positions, substituent(s) R are contained as represented by the formula (1-D), such that steric hindrance of the substituent(s) R can prevent the crystallization of the naphthalene derivative.

[0076] Likewise, when the naphthalene derivative has a structure in which three naphthalene skeletons are consecutively bonded together, a naphthalene skeleton positioned at the center of the structure is tetravalent or more while at least either one of the other naphthalene skeletons positioned at ends of the structure is trivalent or more, such that the substituent(s) can prevent the crystallization of the naphthalene derivative.

[0077] When the naphthalene derivative has a structure in which four naphthalene skeletons are consecutively bonded together, at least one of the naphthalene skeletons is tetravalent or more, such that steric hindrance of the substituent(s) can prevent the crystallization of the naphthalene derivative.

[0078] When Ar³ represents a naphthalene skeleton and the structure represented by $(-[Ar^1]_m-H)$ is the same as the structure represented by $(-[Ar^2]_n-H)$, the molecule becomes symmetric, so that crystallinity thereof becomes high. Thus, such a structure is not used in the present invention.

[0079] As described above, according to the present invention, the crystallization of the compound within the layer of the organic EL device can be prevented by a combination of asymmetrically forming the molecule and introducing tor-

sional position(s) in the molecule. The prevention of the crystallization of the compound within the layer is indispensable for solving a problem(s).

[0080] When the naphthalene derivative contains a plurality of unsubstituted 9-phenanthrenes as substituents, the number of the unsubstituted 9-phenanthrenes is 3 or more. Thus, by introducing a plurality of partial structures each having a relatively large molecular weight, heat resistance can be enhanced.

[0081] Only a material that satisfies all of the above-described conditions can be favorably applied as a material for forming an organic EL device that is free from pixel defects and excellent in luminous efficiency, heat resistance and lifetime.

[0082] R¹ and R² in the formula (1) each preferably represent an alkyl group having 1 to 30 carbon atoms, a cycloalkyl group having 3 to 30 carbon atoms, an alkoxy group having 1 to 20 carbon atoms, a cyano group, a silyl group having 3 to 30 carbon atoms or a halogen atom.

[0083] Examples of the alkyl group having 1 to 30 carbon atoms are a methyl group, ethyl group, propyl group, isopropyl group, n-butyl group, s-butyl group, isobutyl group, t-butyl group, n-pentyl group, n-hexyl group, n-heptyl group, n-octyl group, hydroxymethyl group, 1-hydroxyethyl group, 2-hydroxyethyl group, 2-hydroxyisobutyl group, 1,2-dihydroxyethyl group, 1,3-dihydroxyisopropyl group, 2,3-dihydroxy-t-butyl group, 1,2,3-trihydroxypropyl group, chloromethyl group, 1-chloroethyl group, 2-chloroethyl group, 2-chloroisobutyl group, 1,2-dichloroethyl group, 1,3-dichloroisopropyl group, 2,3-dichloro-t-butyl group, 1,2,3-trichloropropyl group, bromomethyl group, 1-bromoethyl group, 2-bromoethyl group, 2-bromoisobutyl group, 1,2-dibromoethyl group, 1,3-dibromoisopropyl group, 2,3-dibromo-t-butyl group, 1,2,3-tribromopropyl group, iodomethyl group, 1-iodoethyl group, 2-iodoethyl group, 2-iodoisobutyl group, 1,2-diiodoethyl group, 1,3-diiodoisopropyl group, 2,3-diiodo-t-butyl group, 1,2,3-triiodopropyl group, aminomethyl group, 1-aminoethyl group, 2-aminoethyl group, 2-aminoisobutyl group, 1,2-diaminoethyl group, 1,3-diaminoisopropyl group, 2,3-diamino-t-butyl group, 1,2,3-triaminopropyl group, cyanomethyl group, 1-cyanoethyl group, 2-cyanoethyl group, 2-cyanoisobutyl group, 1,2-dicyanoethyl group, 1,3-dicyanoisopropyl group, 2,3-dicyano-t-butyl group, 1,2,3-tricyanopropyl group, nitromethyl group, 1-nitroethyl group, 2-nitroethyl group, 2-nitroisobutyl group, 1,2-dinitroethyl group, 1,3-dinitroisopropyl group, 2,3-dinitro-t-butyl group and 1,2,3-trinitropropyl group.

[0084] Examples of the cycloalkyl group having 3 to 30 carbon atoms are cyclopentyl group, cyclohexyl group, cyclooctyl group, and 3,5-tetramethylcyclohexyl group, among which cyclohexyl group, cyclooctyl group and 3,5-tetramethylcyclohexyl group are preferable.

[0085] The alkoxy group having 1 to 20 carbon atoms is a group represented by —OY. Examples of Y are a methyl group, ethyl group, propyl group, isopropyl group, n-butyl group, s-butyl group, isobutyl group, t-butyl group, n-pentyl group, n-hexyl group, n-heptyl group, n-octyl group, hydroxymethyl group, 1-hydroxyethyl group, 2-hydroxyethyl group, 2-hydroxyisobutyl group, 1,2-dihydroxyethyl group, 1,3-dihydroxyisopropyl group, 2,3-dihydroxy-t-butyl group, 1,2,3-trihydroxypropyl group, chloromethyl group, 1-chloroethyl group, 2-chloroethyl group, 2-chloroisobutyl group, 1,2-dichloroethyl group, 1,3-dichloroisopropyl group, 2,3-dichloro-t-butyl group, 1,2,3-trichloropropyl group, bromomethyl group, 1-bromoethyl group, 2-bromoethyl group, 2-bromoisobutyl group, 1,2-dibromoethyl group, 1,3-dibromoisopropyl group, 2,3-dibromo-t-butyl group, 1,2,3-tribro-

mopropyl group, iodomethyl group, 1-iodoethyl group, 2-iodoethyl group, 2-iodoisobutyl group, 1,2-diiodoethyl group, 1,3-diiodoisopropyl group, 2,3-diiodo-t-butyl group, 1,2,3-triiodopropyl group, aminomethyl group, 1-aminoethyl group, 2-aminoethyl group, 2-aminoisobutyl group, 1,2-diaminoethyl group, 1,3-diaminoisopropyl group, 2,3-diamino-t-butyl group, 1,2,3-triaminopropyl group, cyanomethyl group, 1-cyanoethyl group, 2-cyanoethyl group, 2-cyanoisobutyl group, 1,2-dicyanoethyl group, 1,3-dicyanoisopropyl group, 2,3-dicyano-t-butyl group, 1,2,3-tricyanopropyl group, nitromethyl group, 1-nitroethyl group, 2-nitroethyl group, 2-nitroisobutyl group, 1,2-dinitroethyl group, 1,3-dinitroisopropyl group, 2,3-dinitro-t-butyl group and 1,2,3-trinitropropyl group.

[0086] The silyl group having 3 to 30 carbon atoms is preferably an alkylsilyl group having 3 to 20 carbon atoms, an arylsilyl group or an aralkylsilyl group, examples of which are trimethylsilyl group, triethylsilyl group, tributylsilyl group, trioctylsilyl group, triisobutylsilyl group, dimethylethylsilyl group, dimethylisopropylsilyl group, dimethylpropylsilyl group, dimethylbutylsilyl group, dimethyltertiarybutylsilyl group, diethylisopropylsilyl group, phenyldimethylsilyl group, diphenylmethylsilyl group, diphenyltertiarybutyl group and triphenylsilyl group.

[0087] Examples of the halogen atom represented by each of R^1 to R^3 are fluorine, chlorine, bromine, iodine and the like.

[0088] R in the formula (1-D) preferably represents, for instance, an alkyl group having 3 to 30 carbon atoms, a cycloalkyl group having 3 to 30 carbon atoms, an alkoxy group having 1 to 20 carbon atoms, a cyano group, a silyl group having 3 to 30 carbon atoms or a halogen atom.

[0089] Examples of a substituent for the above groups are the same as the examples of R^1 and R^2 .

[0090] In the formula (1), Ar^1 and Ar^2 each preferably represent a benzene skeleton, a naphthalene skeleton, a fluorene skeleton, a phenanthrene skeleton, a fluoranthene skeleton, a triphenylene skeleton or a chrysene skeleton.

[0091] When Ar^1 to Ar^3 each represents any one of the above-described structures, triplet energy gap becomes sufficiently large. Thus, a naphthalene derivative structured as such can be favorably applied as a phosphorescent host capable of transferring energy to a phosphorescent material.

[0092] It should be noted that a “fluorescent host” and a “phosphorescent host” herein respectively mean a host combined with a fluorescent dopant and a host combined with a phosphorescent dopant, and that a distinction between the fluorescent host and phosphorescent host is not unambiguously derived only from a molecular structure of the host in a limited manner.

[0093] In other words, the fluorescent host herein means a material for forming fluorescent-emitting layer containing a

fluorescent dopant, and does not mean a host that is only usable as a host of a fluorescent material.

[0094] Likewise, the phosphorescent host herein means a material for forming phosphorescent-emitting layer containing a phosphorescent dopant, and does not mean a host that is only usable as a host of a phosphorescent material.

[0095] When Ar^1 to Ar^3 in the formula (1) each has a substituent, preferable examples of the substituent for Ar^1 and Ar^2 are an aryl group, an alkyl group, a cycloalkyl group, an alkoxy group, a cyano group, a silyl group and a halogen atom while preferable examples of the substituent for Ar^3 are an alkyl group, an alkoxy group, a cyano group, a silyl group and a halogen atom.

[0096] Particularly, the substituent for Ar^1 and Ar^2 is preferably an aryl group having 6 to 30 carbon atoms, an alkyl group having 1 to 30 carbon atoms, a cycloalkyl group having 3 to 30 carbon atoms, an alkoxy group having 1 to 20 carbon atoms, a cyano group, a silyl group having 3 to 30 carbon atoms or a halogen atom. On the other hand, the substituent for Ar^3 is preferably an alkyl group having 1 to 30 alkyl group, a cycloalkyl group having 3 to 30 carbon atoms, an alkoxy group having 1 to 20 carbon atoms, a cyano group, a silyl group having 3 to 30 carbon atoms or a halogen atom.

[0097] Examples of the aryl group having 6 to 30 carbon atoms are a phenyl group, 1-naphthyl group, 2-naphthyl group, 1-phenanthryl group, 2-phenanthryl group, 3-phenanthryl group, 4-phenanthryl group, 9-phenanthryl group, 2-biphenyl group, 3-biphenyl group, 4-biphenyl group, p-terphenyl-4-yl group, p-terphenyl-3-yl group, p-terphenyl-2-yl group, m-terphenyl-4-yl group, m-terphenyl-3-yl group, m-terphenyl-2-yl group, o-tolyl group, m-tolyl group, p-tolyl group, p-t-butylphenyl group, p-(2-phenylpropyl)phenyl group, 3-methyl-2-naphthyl group, 4-methyl-1-naphthyl group, 4-methyl-1-anthryl group, 4'-methylbiphenyl group, and 4"-t-butyl-p-terphenyl-4-yl group.

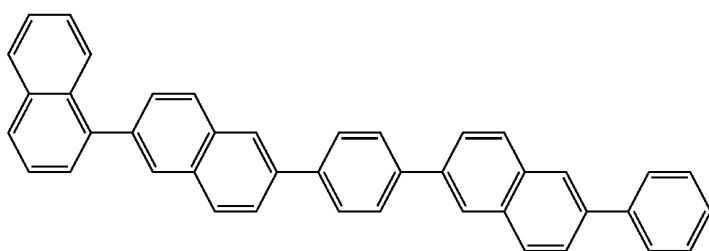
[0098] The examples of the alkyl group having 1 to 30 carbon atoms, the cycloalkyl group having 3 to 30 carbon atoms, the alkoxy group having 1 to 20 carbon atoms, the silyl group having 3 to 30 carbon atoms and the halogen atom each are the same as the examples of R^1 .

[0099] In the formula (1), m and n each preferably represent an integer in a range of 1 to 3 while a sum of m and n ($m+n$) is preferably in a range of 2 to 5.

[0100] When m and n each are more than 3, a molecular weight of the naphthalene derivative becomes so large that the naphthalene derivative can hardly be vapor-deposited. Thus, m and n each are preferably in a range of 1 to 3 and $m+n$ is preferably in a range of 2 to 5.

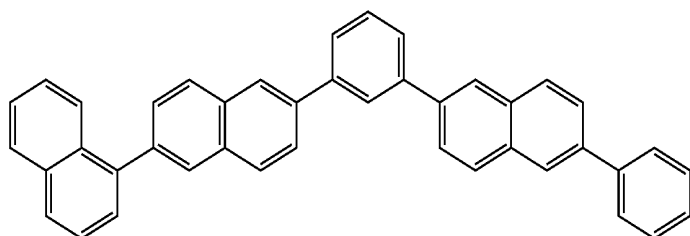
[0101] In the formula (1), a and b each preferably represent an integer in a range of 0 to 3, more preferably 0.

[0102] Examples of the naphthalene derivative according to the present invention are as follows.

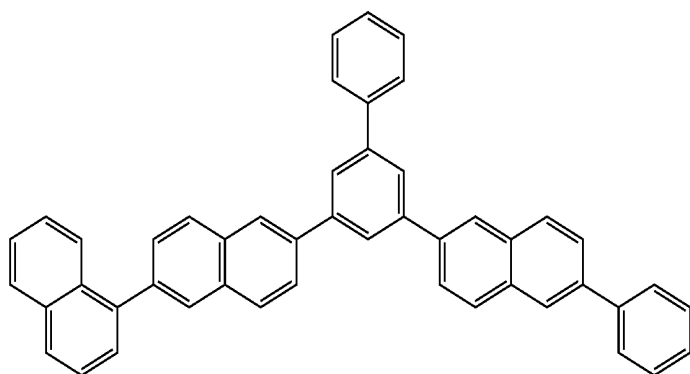


-continued

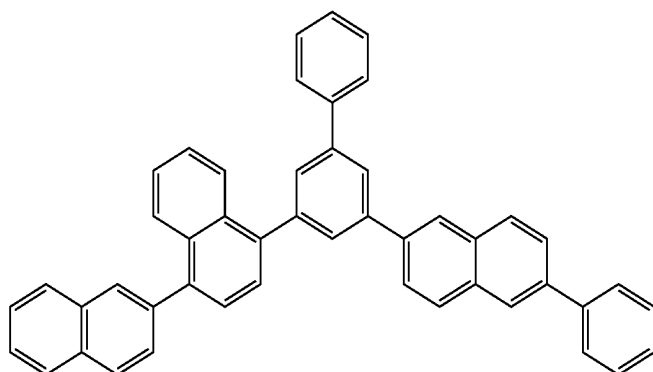
1-2



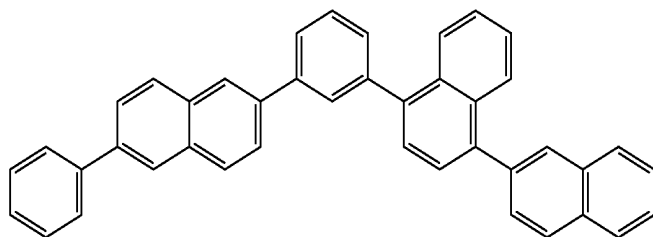
1-3



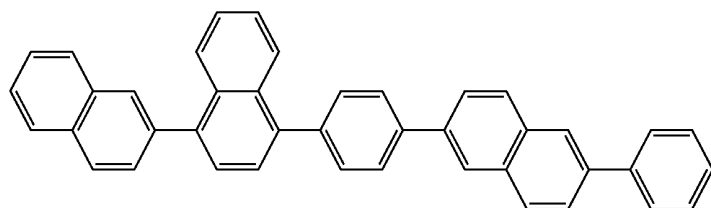
1-4



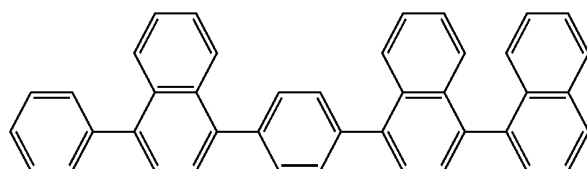
1-5



1-6

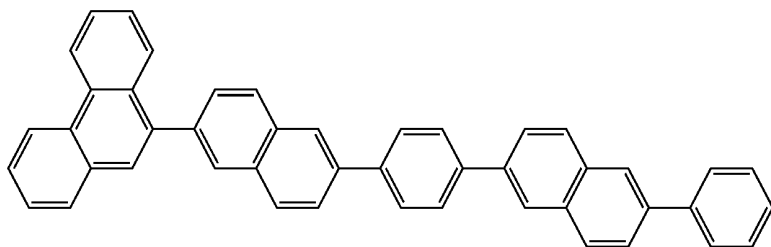


1-7

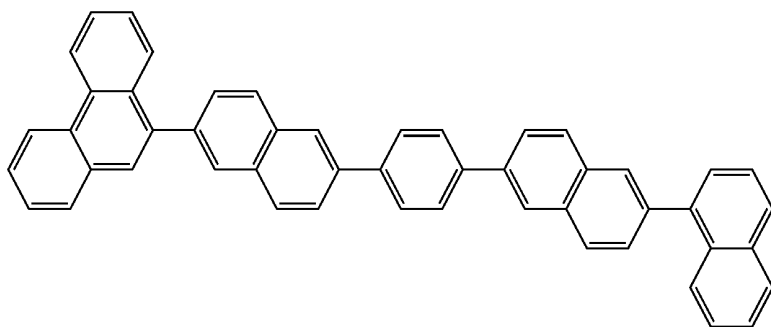


-continued

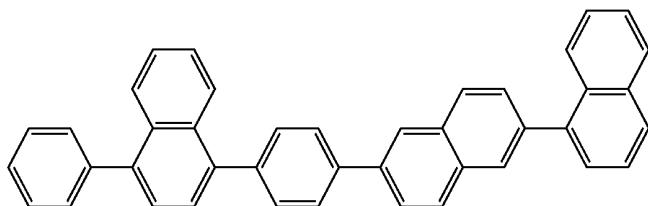
1-8



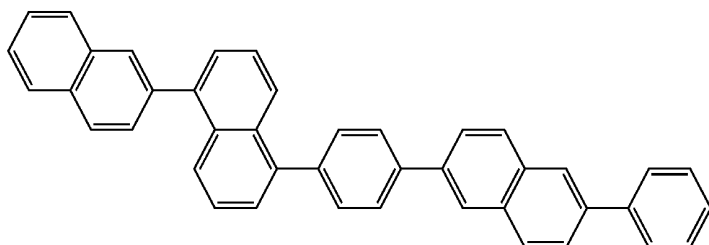
1-9



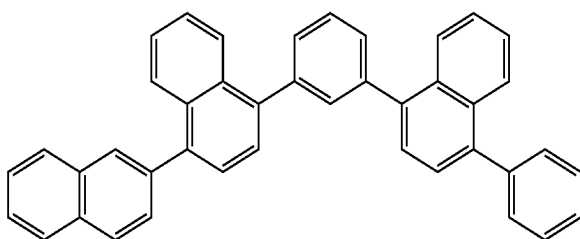
1-10



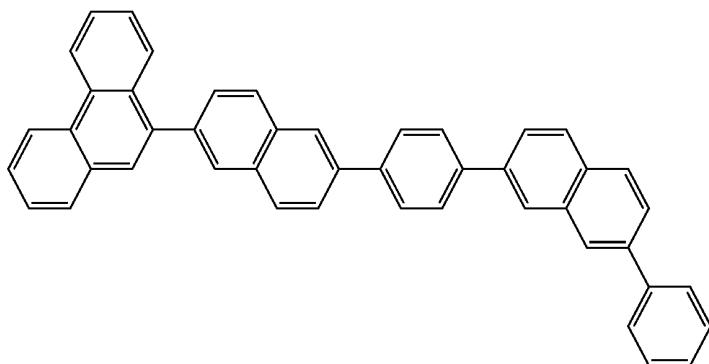
1-11



1-12

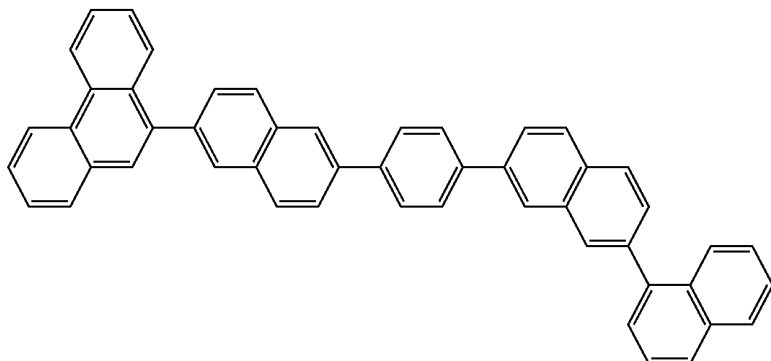


1-13

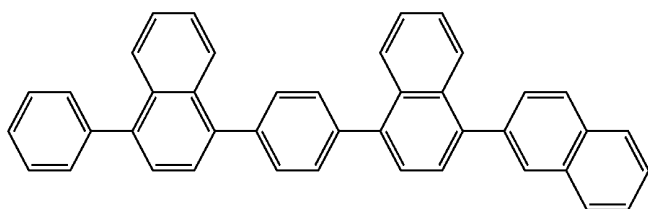


-continued

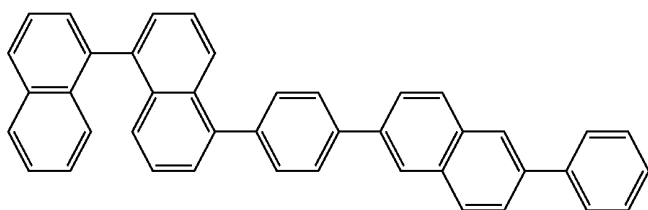
1-14



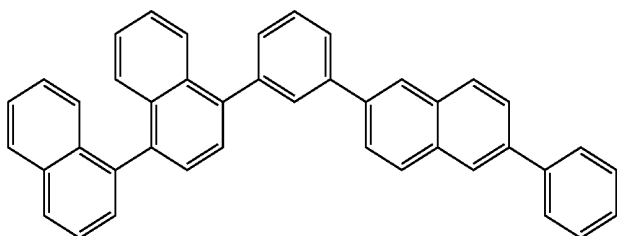
1-15



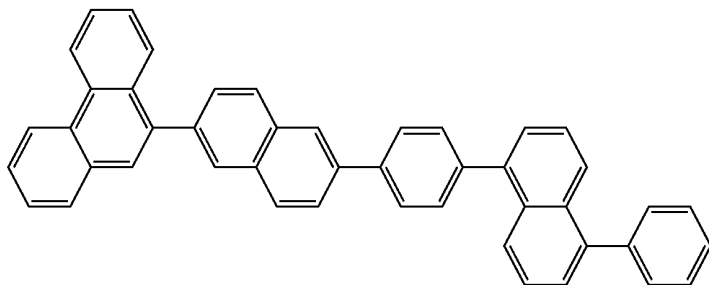
1-16



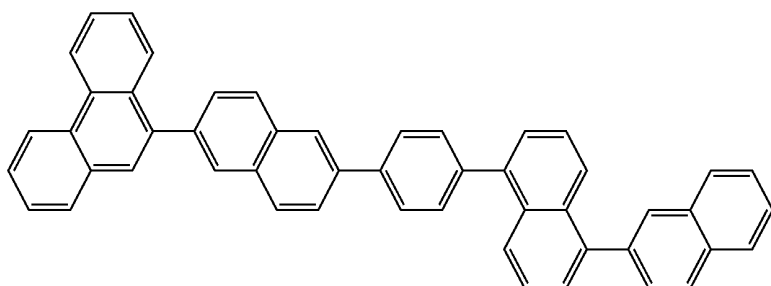
1-17



1-18

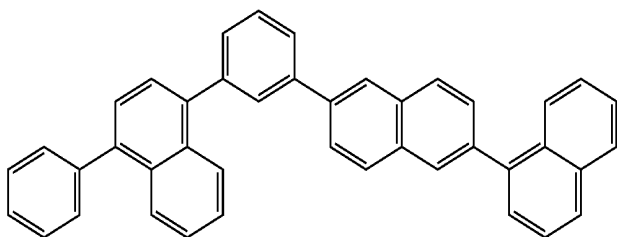


1-19

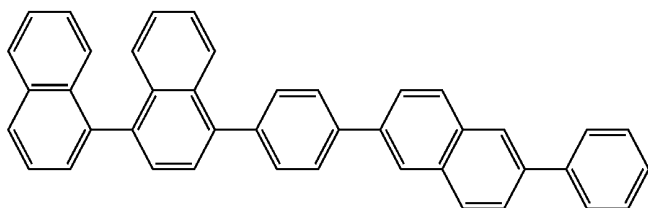


-continued

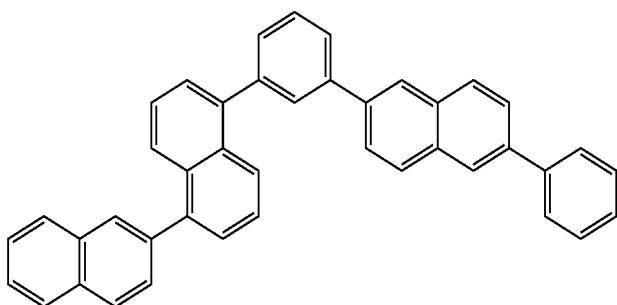
1-20



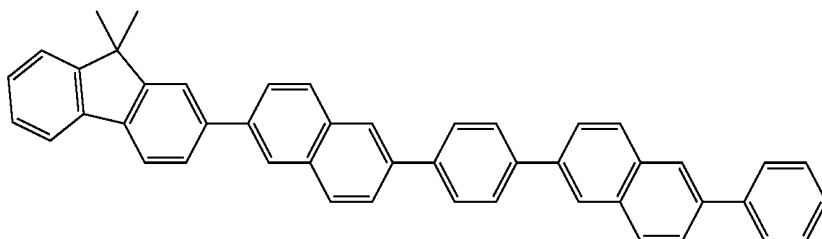
1-21



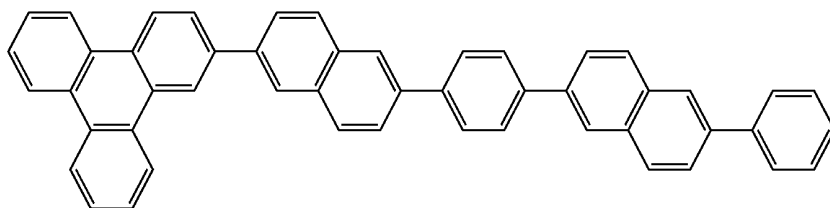
1-22



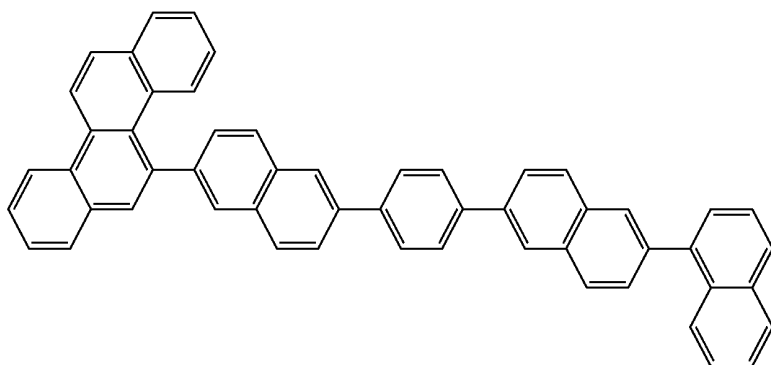
1-23



1-24

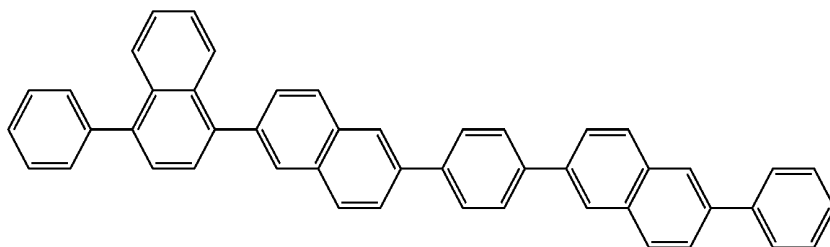


1-25

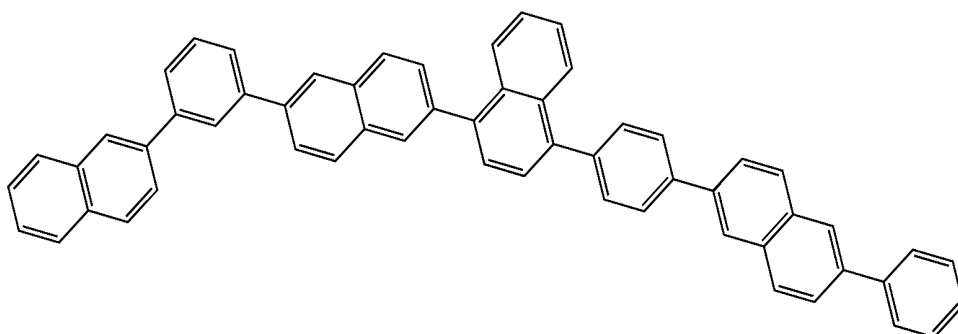


-continued

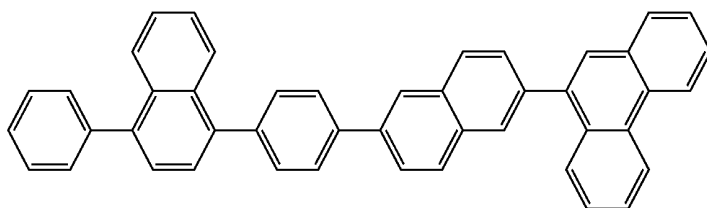
1-26



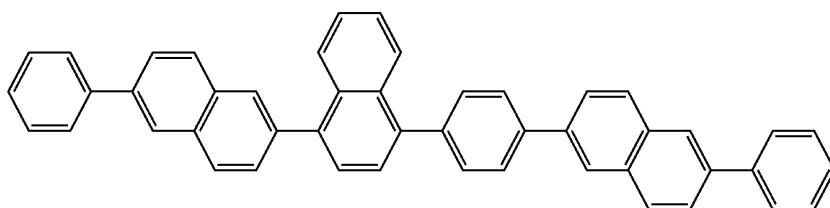
1-27



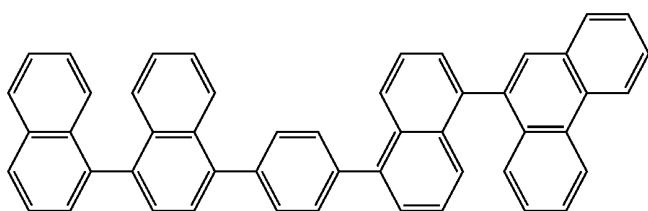
1-28



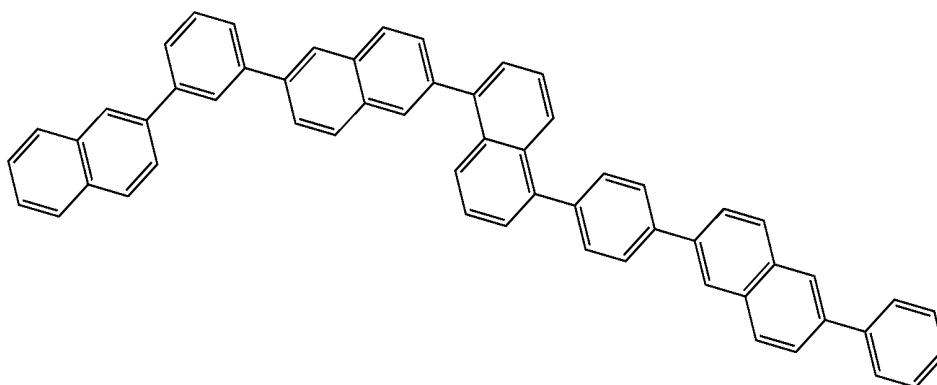
1-29



1-30

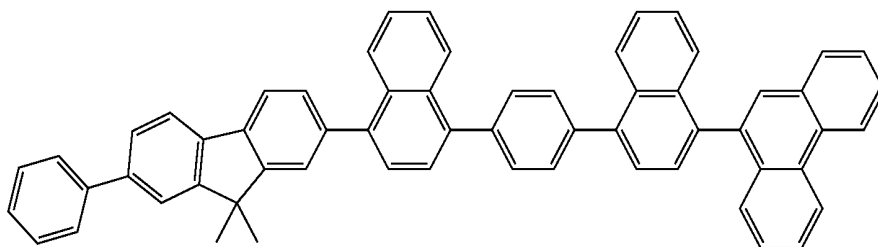


1-31

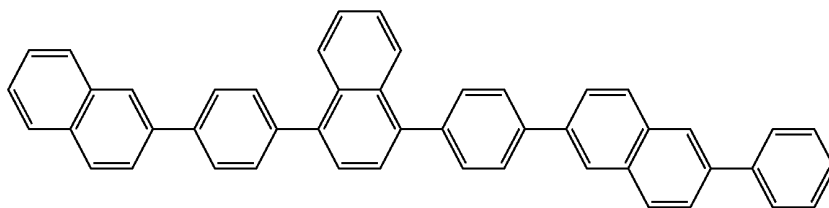


-continued

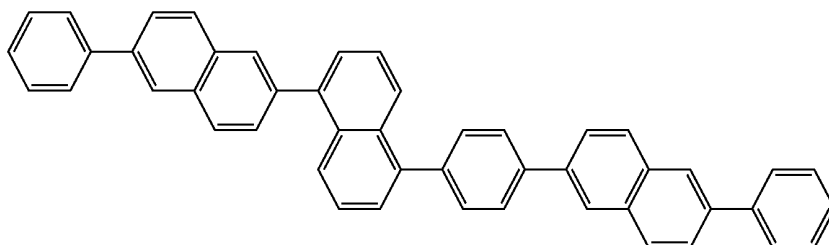
1-32



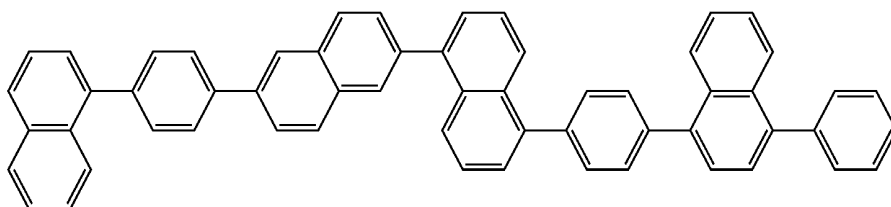
1-33



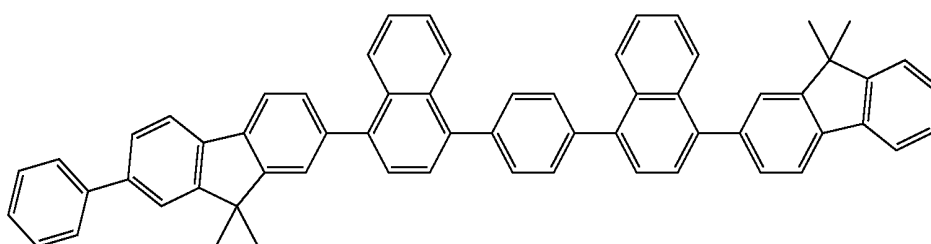
1-34



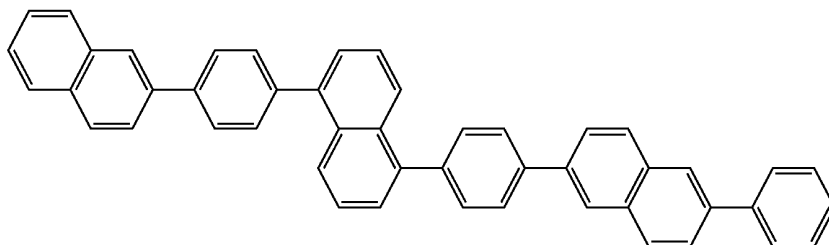
1-35



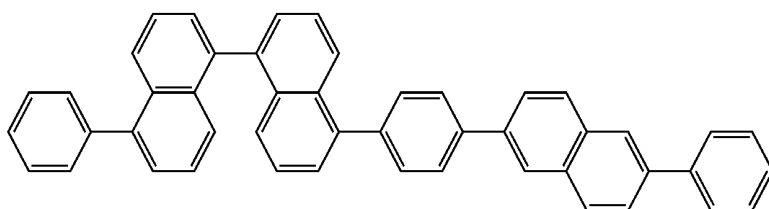
1-36



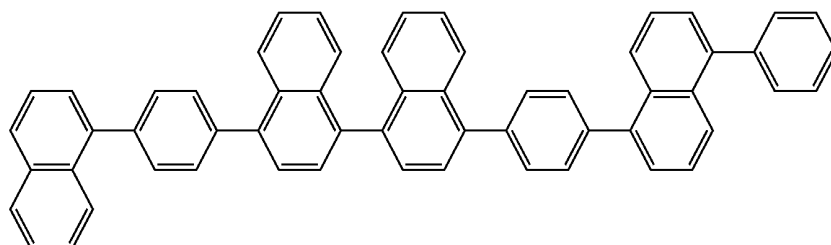
1-37



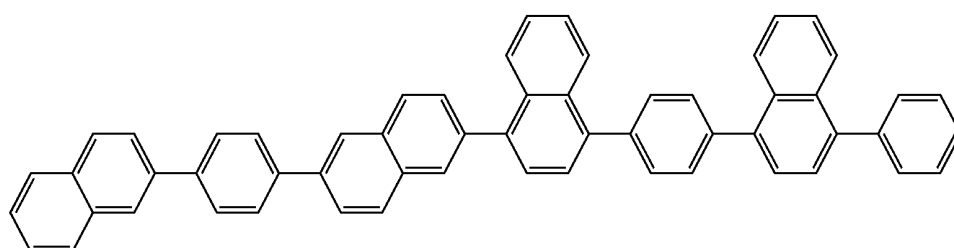
1-38



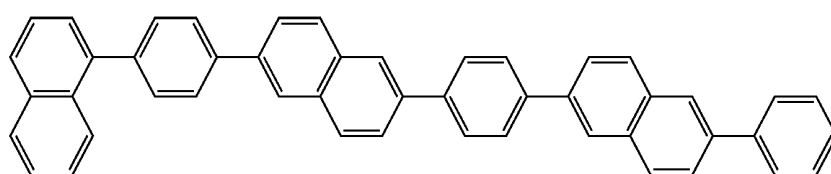
-continued



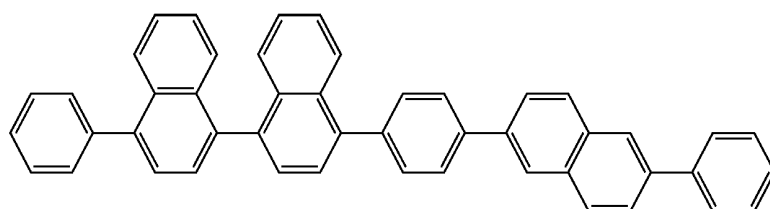
1-39



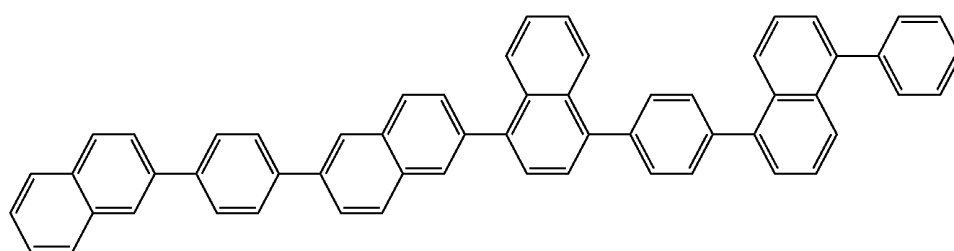
1-40



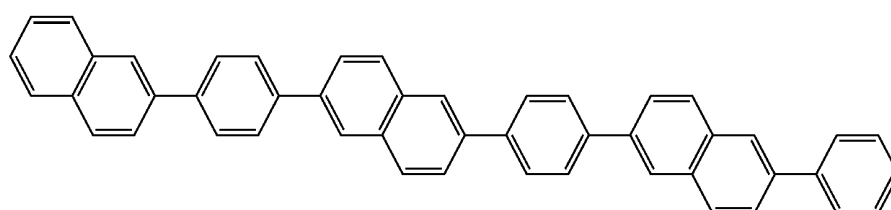
1-41



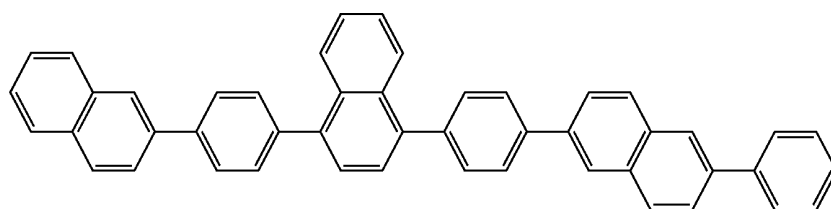
1-42



1-43

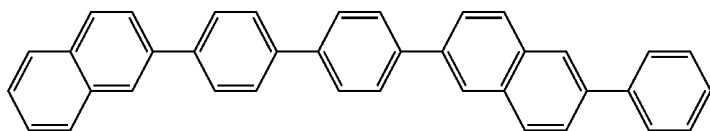


1-44

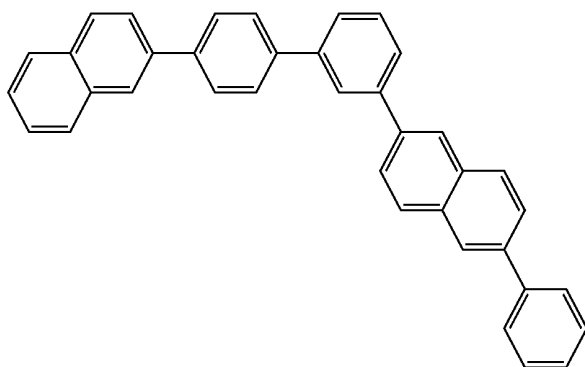


1-45

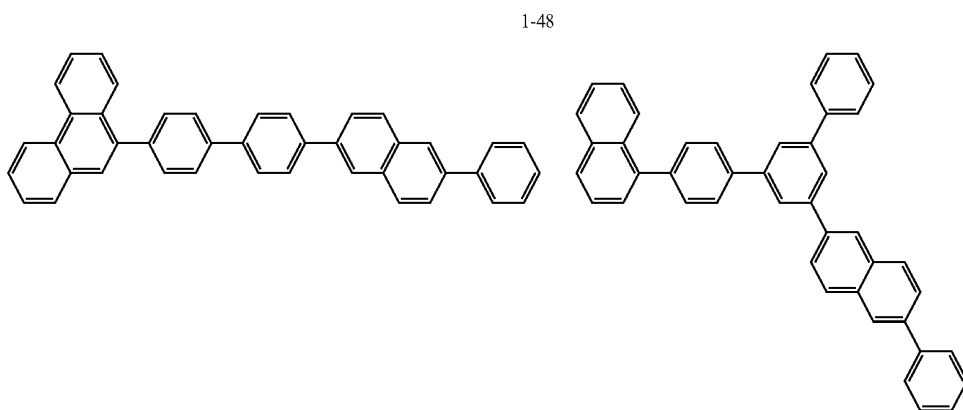
-continued



1-46

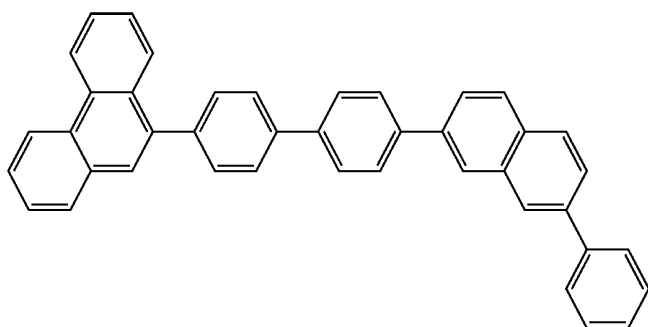


1-47

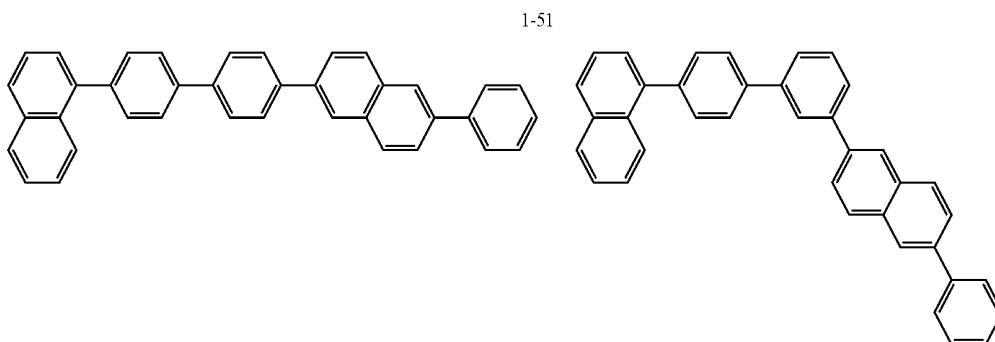


1-48

1-49



1-50

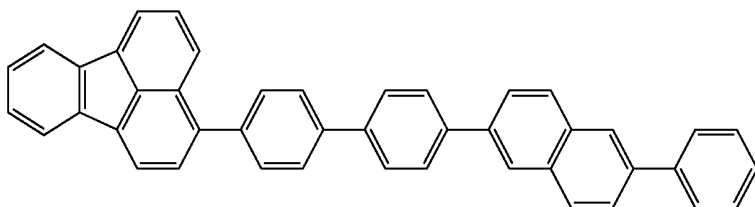


1-51

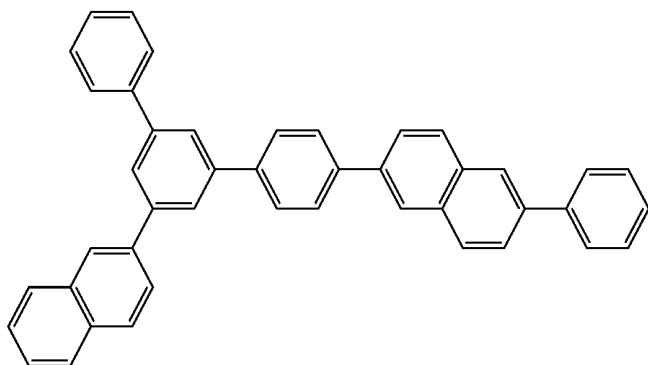
1-52

-continued

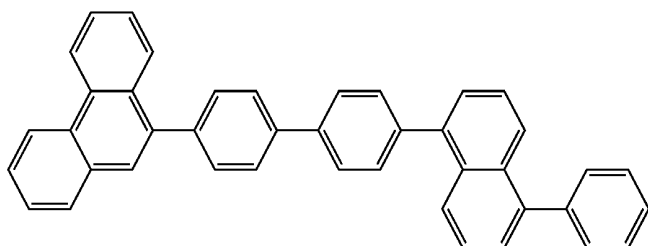
1-53



1-54

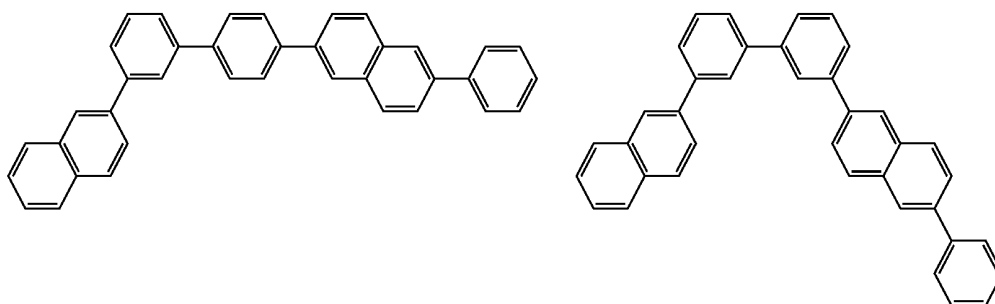


1-55

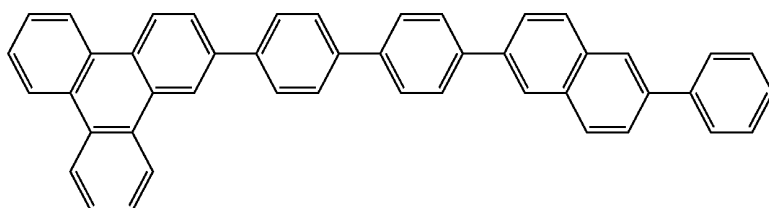


1-56

1-57

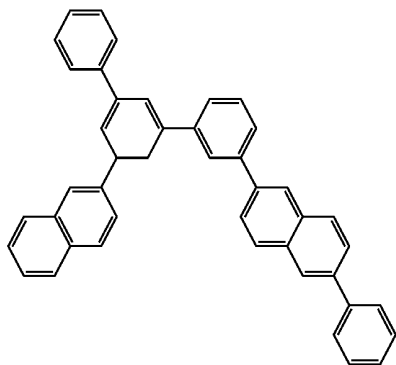


1-58

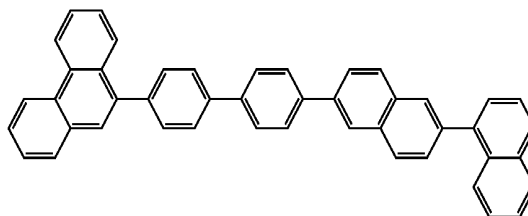


-continued

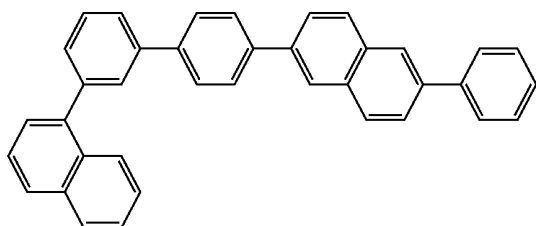
1-59



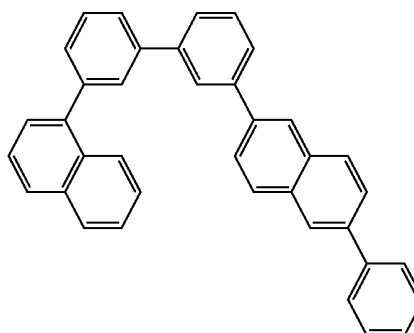
1-60



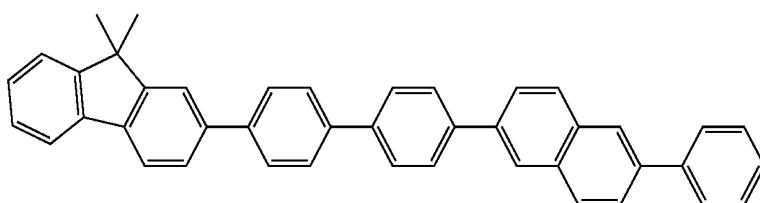
1-61



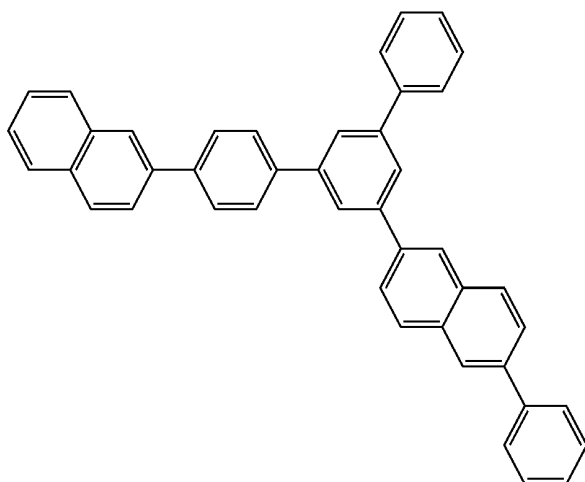
1-62



1-63

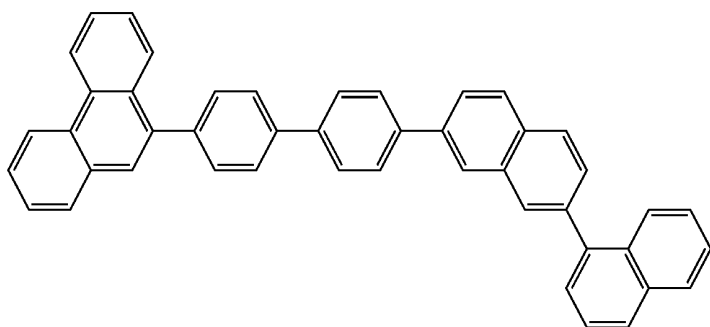


1-64

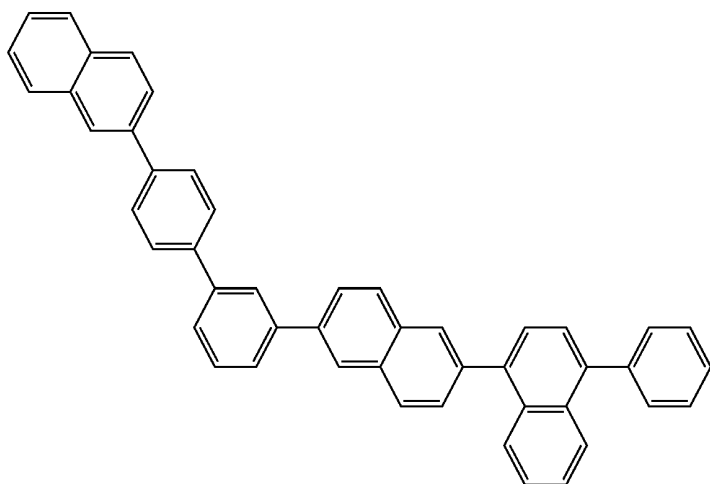


-continued

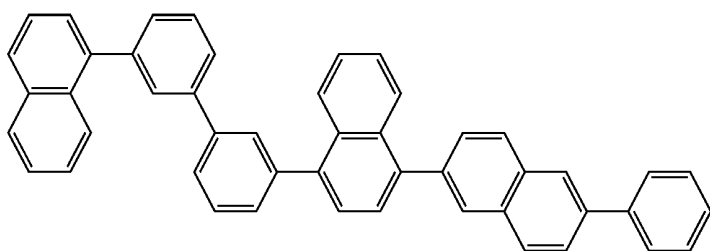
1-65



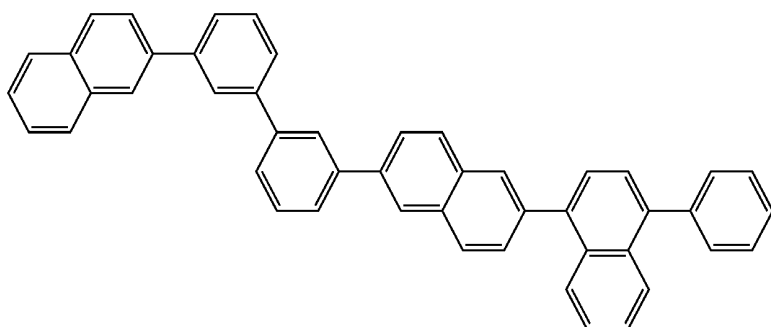
1-66



1-67

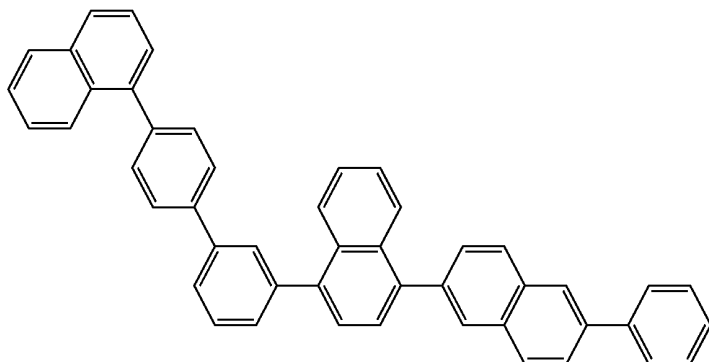


1-68

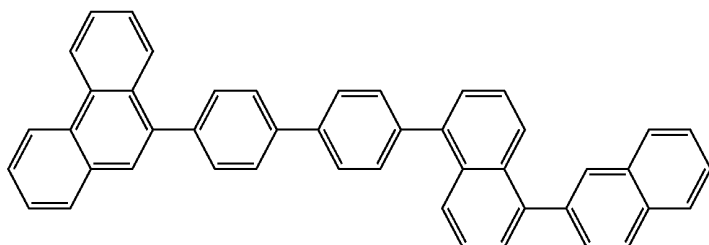


-continued

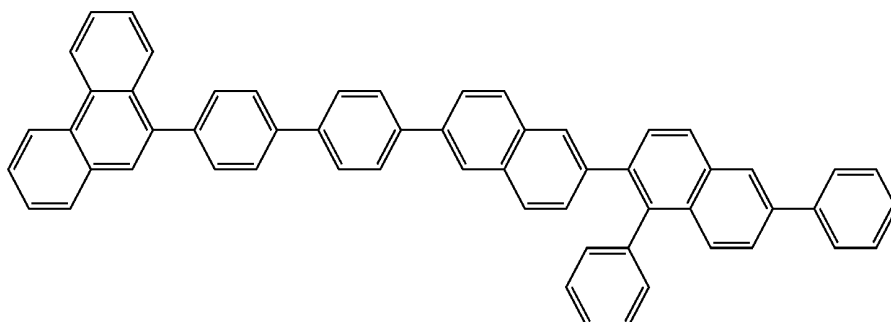
1-69



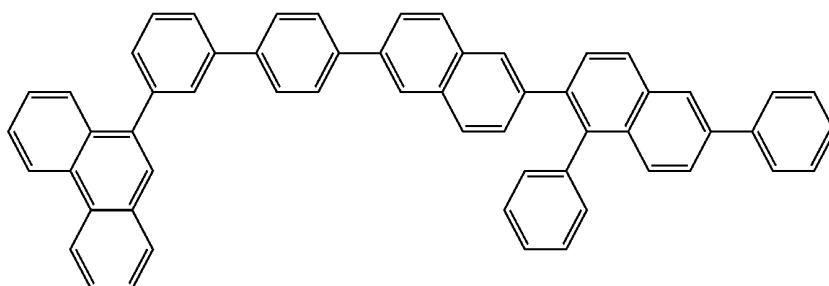
1-70



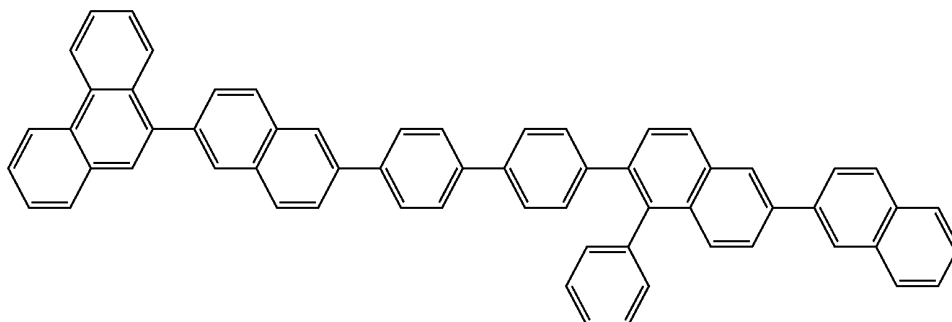
1-71



1-72

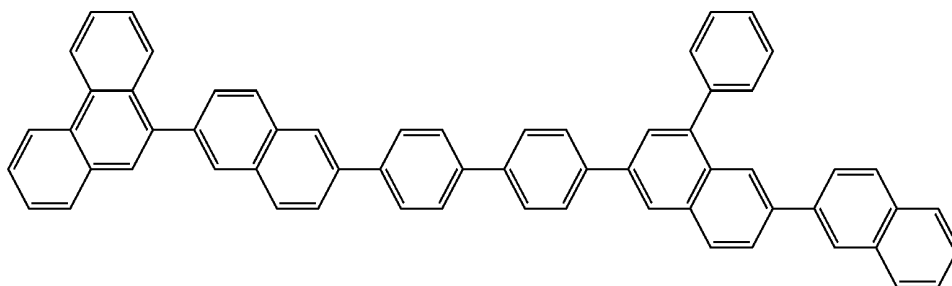


1-73

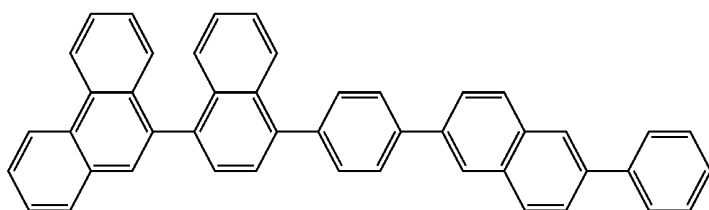


-continued

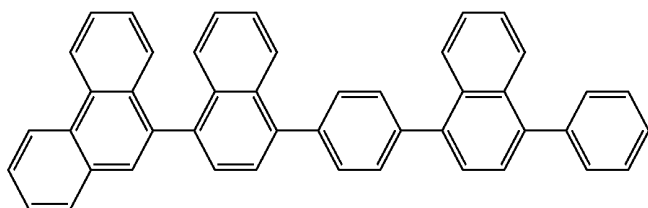
1-74



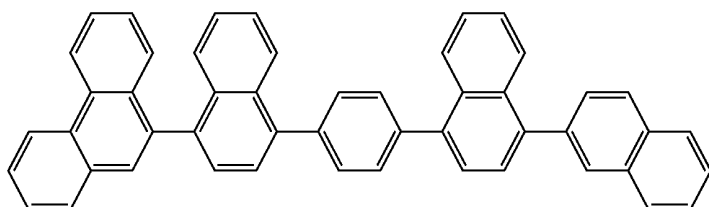
1-75



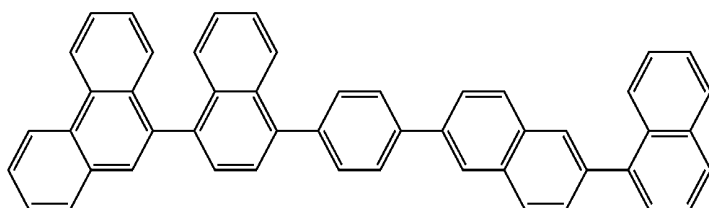
1-76



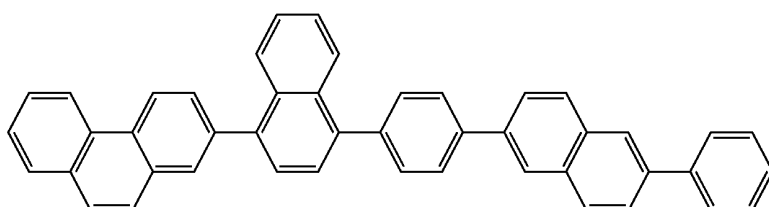
1-77



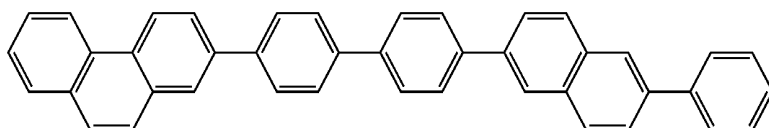
1-78



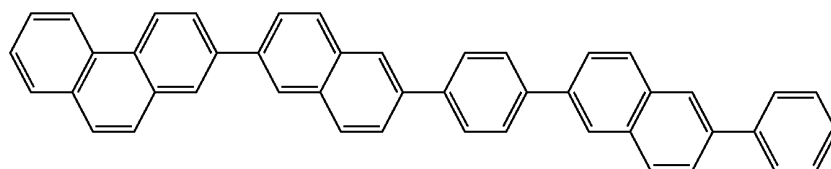
1-79



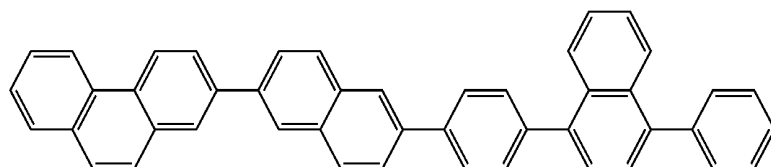
1-80



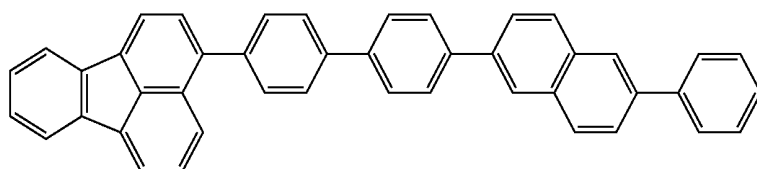
-continued



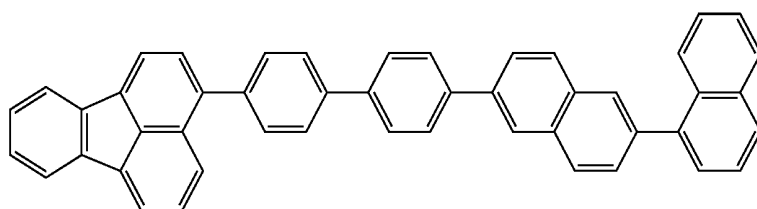
1-81



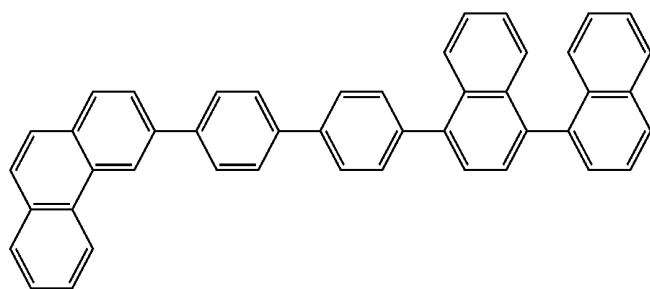
1-82



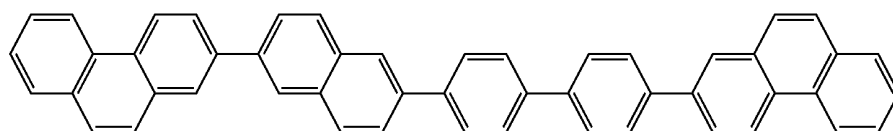
1-83



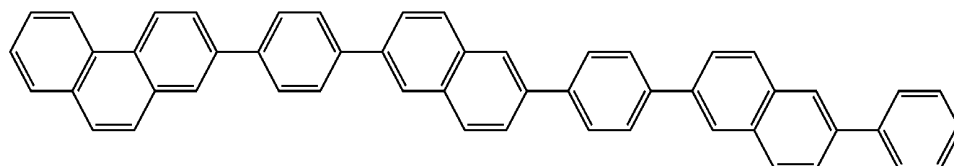
1-84



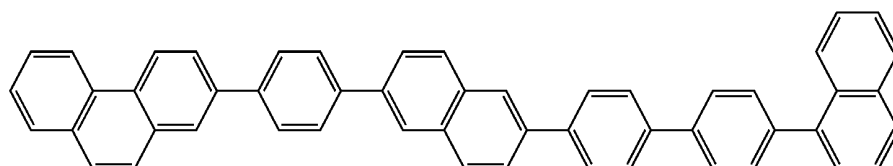
1-85



1-86



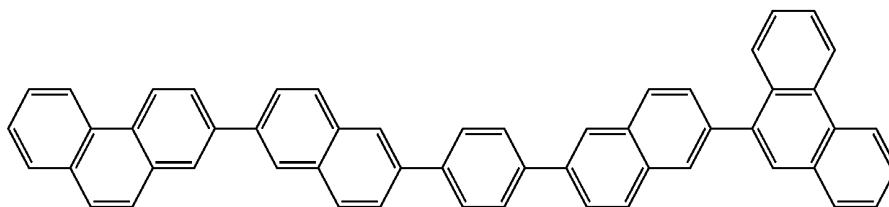
1-87



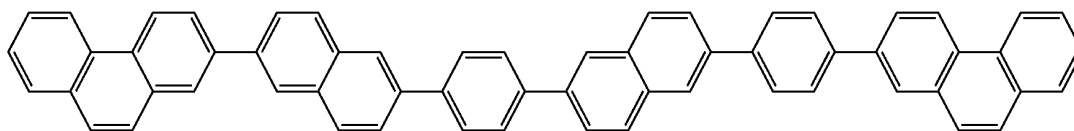
1-88

-continued

1-89



1-90



[Material for Organic EL Device]

[0103] A material for an organic EL device according to another aspect of the present invention contains the naphthalene derivative represented by the formula (1).

[0104] The material for an organic EL device according to the aspect of the present invention is preferably used as a host material of an emitting layer.

[0105] By using the material containing the naphthalene derivative represented by the formula (1) as the host material of the emitting layer, the emitting layer can exhibit high efficiency and long lifetime.

[Organic EL Device]

[0106] Next, an organic EL device according to still further aspect of the present invention will be described.

[0107] An organic EL device according to still further aspect of the present invention includes: a cathode; an anode; and an organic thin-film layer provided between the cathode and the anode. The organic thin-film layer includes at least one layer, and the at least one layer of the organic thin-film layer includes an emitting layer. The at least one layer of the organic thin-film layer contains the material for an organic EL device according to the present invention.

[0108] A multilayer organic EL device may be exemplarily structured as anode/hole transporting layer (hole injecting layer)/emitting layer/cathode, anode/emitting layer/electron transporting layer (electron injecting layer)/cathode, anode/hole transporting layer (hole injecting layer)/emitting layer/electron transporting layer (electron injecting layer)/cathode, or anode/hole transporting layer (hole injecting layer)/emitting layer/hole blocking layer/electron transporting layer (electron injecting layer)/cathode.

[0109] FIG. 1 schematically shows an arrangement of an exemplary organic EL device according to the present invention.

[0110] An organic EL device 1 includes a transparent substrate 2, an anode 3, a cathode 4 and an organic thin-film layer 10 disposed between the anode 3 and the cathode 4.

[0111] The organic thin-film layer 10 includes a phosphorescent emitting layer 5 containing a host and a phosphores-

cent dopant. A layer such as a hole injecting/transporting layer 6 may be provided between the phosphorescent emitting layer 5 and the anode 3 while a layer such as an electron injecting/transporting layer 7 may be provided between the phosphorescent emitting layer 5 and the cathode 4.

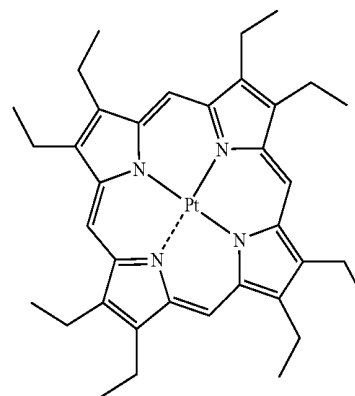
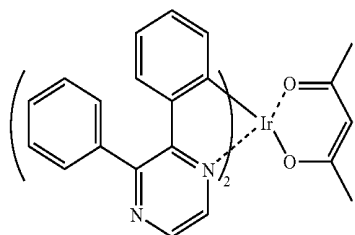
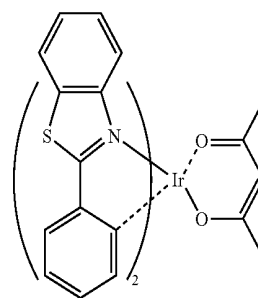
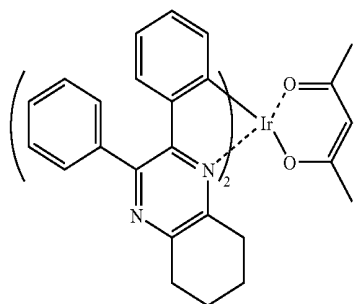
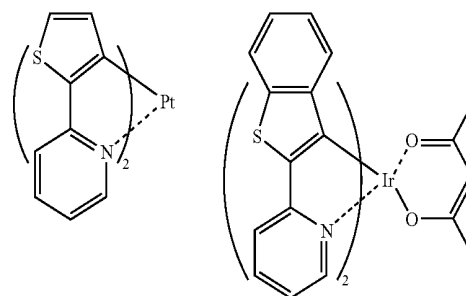
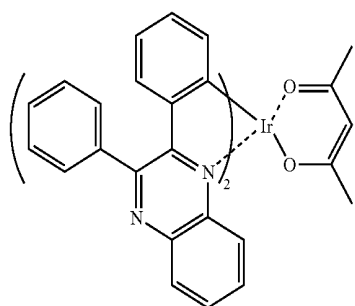
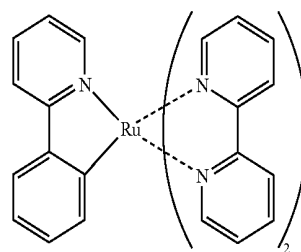
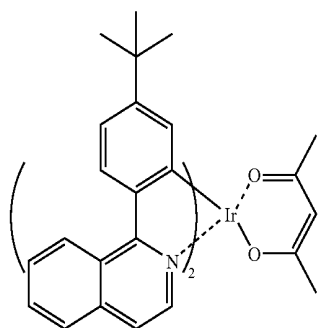
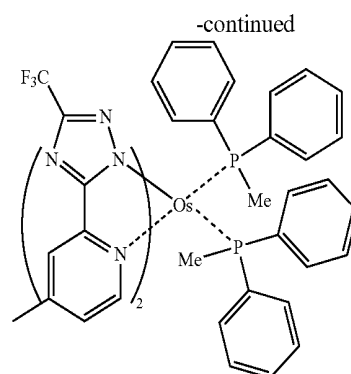
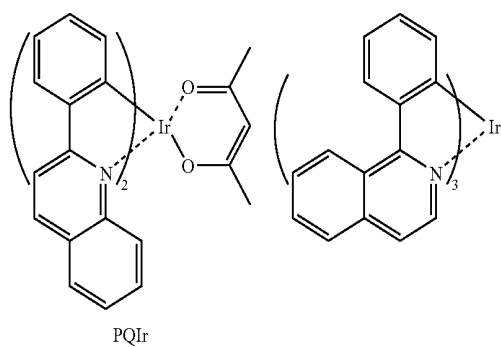
[0112] In addition, an electron blocking layer may be provided to the phosphorescent emitting layer 5 adjacent to the anode 3 while a hole blocking layer may be provided to the phosphorescent emitting layer 5 adjacent to the cathode 4.

[0113] With this arrangement, electrons and holes can be confined in the phosphorescent emitting layer 5, thereby enhancing probability of exciton generation in the phosphorescent emitting layer 5.

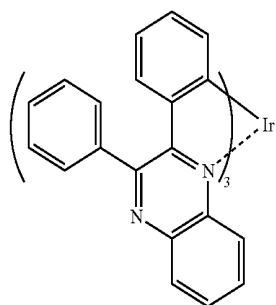
[0114] It should be noted that the “hole injecting/transporting layer” herein means “at least one of hole injecting layer and hole transporting layer” while “electron injecting/transporting layer” herein means “at least one of electron injecting layer and electron transporting layer”.

[0115] In the organic EL device according to the present invention, the emitting layer preferably contains the material for an organic EL device according to the present invention as the host material. In addition, the emitting layer is preferably formed of a host material and phosphorescent material while the host material is the material for an organic EL device according to the present invention.

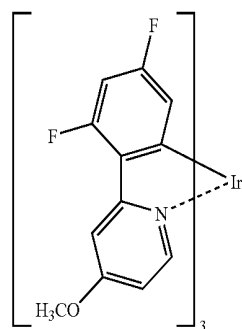
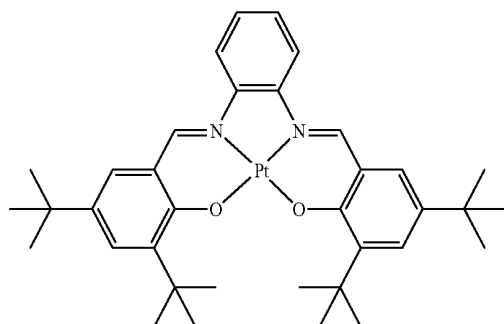
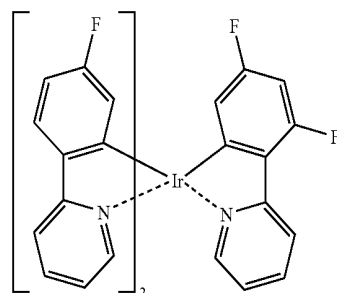
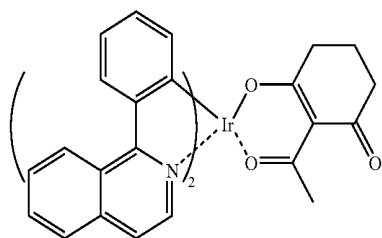
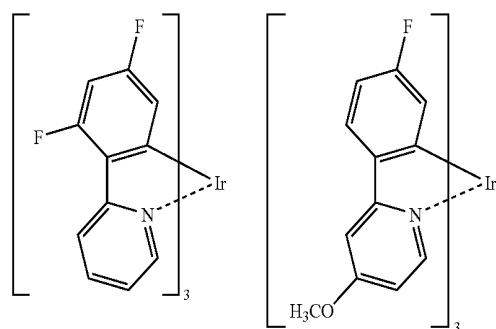
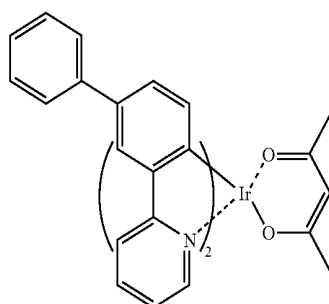
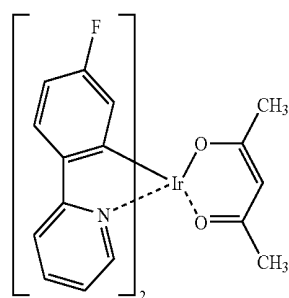
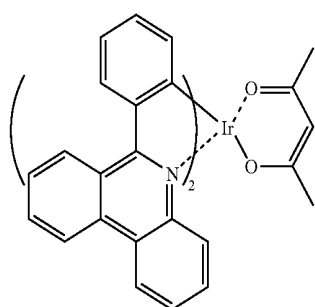
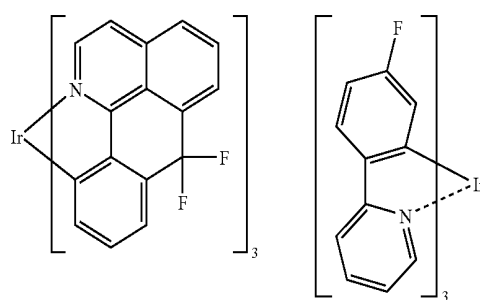
[0116] An example of the phosphorescent material is a metal complex formed of a metal selected from a group consisting of Ir, Pt, Os, Au, Cu, Re and Ru and a ligand. The phosphorescent material is preferably a compound containing a metal selected from a group of iridium (Ir), osmium (Os) and platinum (Pt) because such a compound, which exhibits high phosphorescence quantum yield, can further enhance external quantum efficiency of the emitting device. The phosphorescent material is more preferably a metal complex such as an iridium complex, an osmium complex or a platinum complex, among which an iridium complex and a platinum complex are more preferable and ortho metalation of an iridium complex is the most preferable. More preferable examples of ortho metalation of a metal complex are iridium complexes and the like as follows.



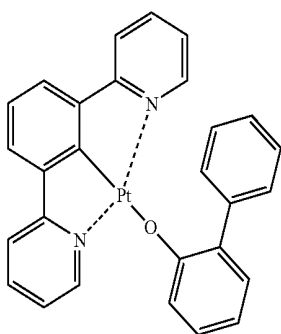
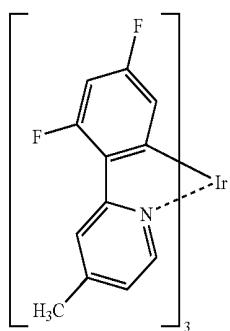
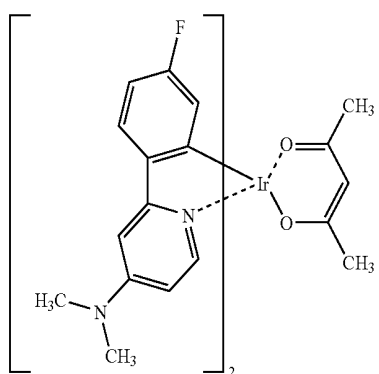
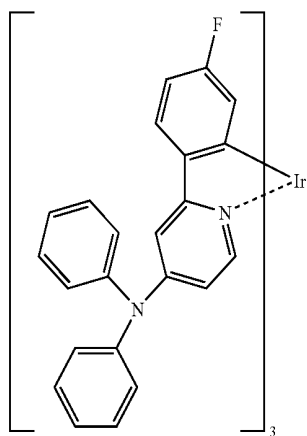
-continued



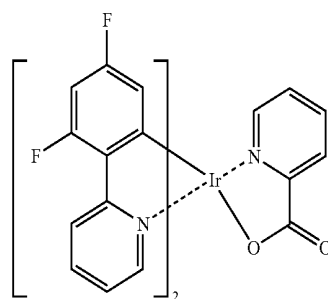
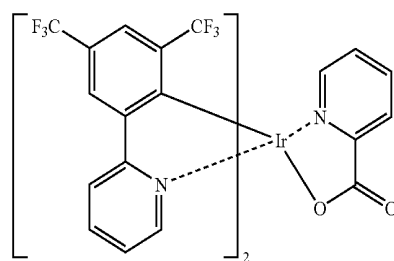
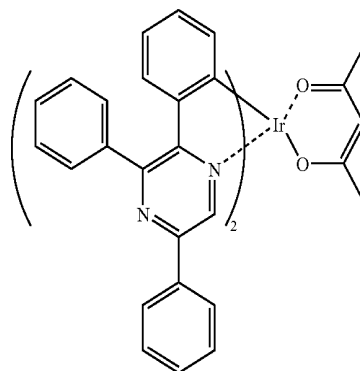
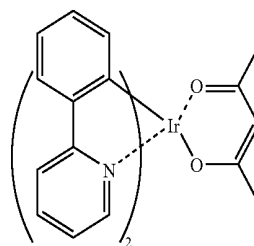
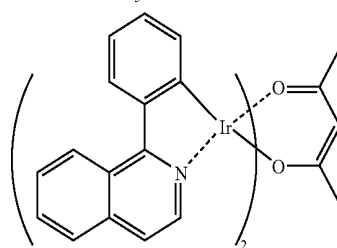
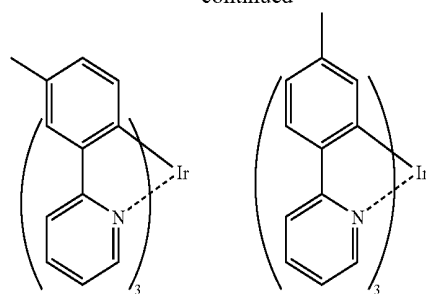
-continued



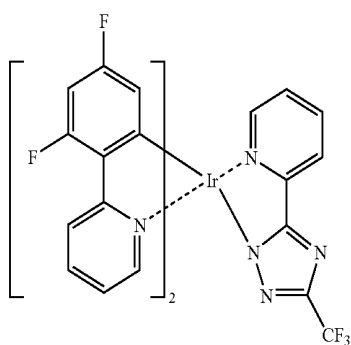
-continued



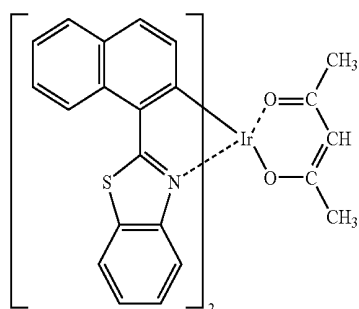
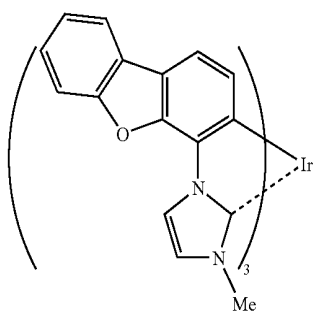
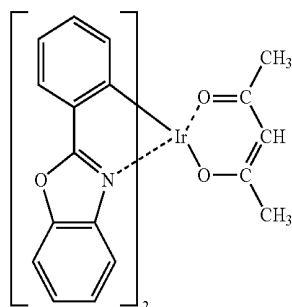
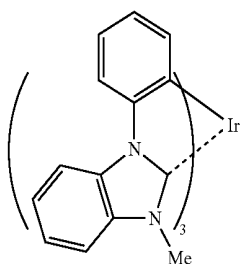
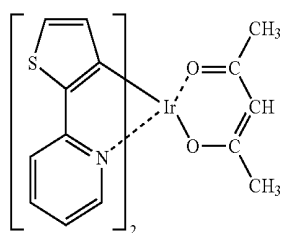
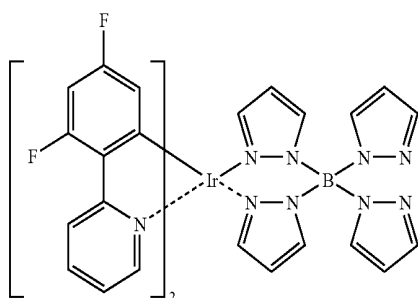
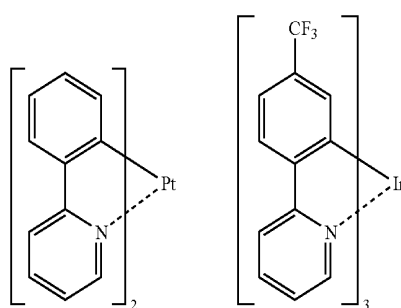
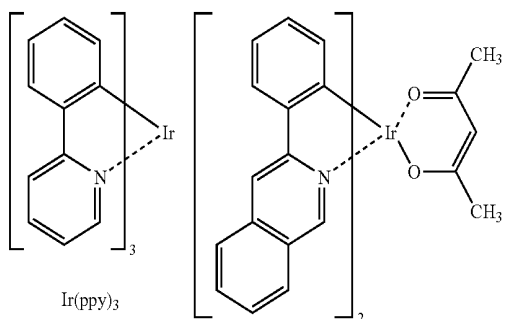
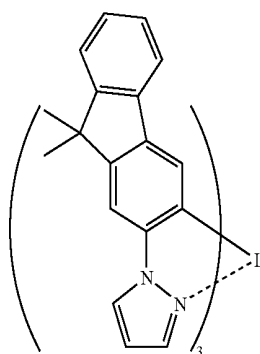
-continued

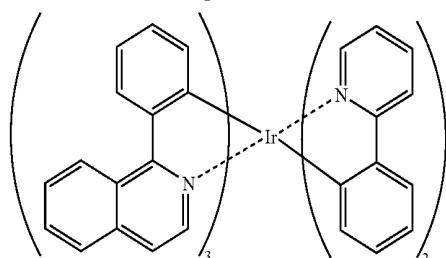
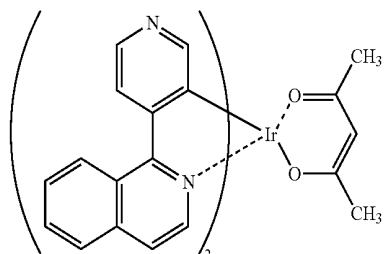
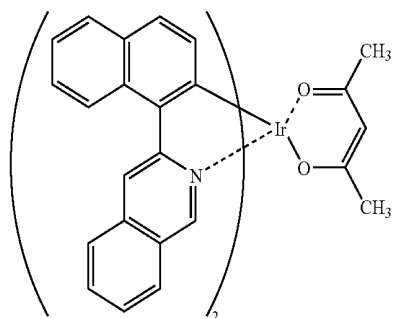
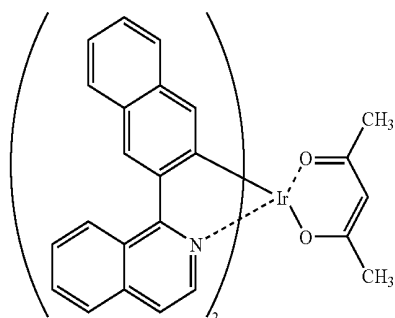
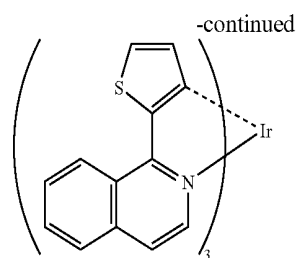
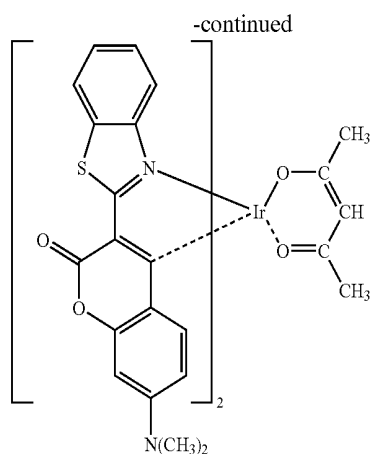


-continued



-continued





[0117] In the organic EL device according to the present invention, the emitting layer contains the host material and the phosphorescent material. Examples of the phosphorescent material are the above-shown iridium complexes.

[0118] According to the present invention, the phosphorescent material preferably emits light with maximum wavelength of 520 nm to 700 nm, more preferably 590 nm to 700 nm.

[0119] By doping the phosphorescent material (phosphorescent dopant) having such an emission wavelength to the material for an organic EL device according to the present invention so as to form the emitting layer, the organic EL device can exhibit high efficiency.

[0120] In the organic EL device according to the present invention, the hole transporting layer (or the hole injecting layer) included therein may contain the material for an organic EL device according to the present invention. Alternatively, when the organic EL device according to the present invention includes at least either one of the electron transporting layer and the hole blocking layer, at least either one of the electron transporting layer and the hole blocking layer may contain the material for an organic EL device according to the present invention.

[0121] In the organic EL device according to the present invention, a reductive dopant may be contained in an interfacial region between the cathode and the organic thin-film layer.

[0122] With this arrangement, the organic EL device can emit light with enhanced luminance intensity and have a longer lifetime.

[0123] The reductive dopant may be at least one compound selected from a group of an alkali metal, an alkali metal complex, an alkali metal compound, an alkali earth metal, an alkali earth metal complex, an alkali earth metal compound, a rare-earth metal, a rare-earth metal complex, a rare-earth metal compound and the like.

[0124] Examples of the alkali metal are Na (work function: 2.36 eV), K (work function: 2.28 eV), Rb (work function: 2.16 eV), Cs (work function: 1.95 eV) and the like, among which a substance having a work function of 2.9 eV or less is particularly preferable. Among the above, the reductive dopant is preferably K, Rb or Cs, more preferably Rb or Cs, the most preferably Cs.

[0125] Examples of the alkali earth metal are Ca (work function: 2.9 eV), Sr (work function: 2.0 to 2.5 eV), Ba (work function: 2.52 eV), and the like, among which a substance having a work function of 2.9 eV or less is particularly preferable.

[0126] Examples of the rare-earth metal are Sc, Y, Ce, Th, Yb and the like, among which a substance having a work function of 2.9 eV or less is particularly preferable.

[0127] Since the above preferable metals have particularly high reducibility, addition of a relatively small amount of

these alkali metals to an electron injecting zone can enhance luminance intensity and lifetime of the organic EL device.

[0128] Examples of the alkali metal compound are an alkali oxide such as Li_2O , Cs_2O or K_2O , an alkali halogen compound such as LiF , NaF , CsF or KF and the like, among which LiF , Li_2O and NaF are preferable.

[0129] Examples of the alkali earth metal compound are BaO , SrO , CaO , a mixture thereof such as $\text{Ba}_x\text{Sr}_{1-x}\text{O}$ ($0 < x < 1$) or $\text{Ba}_x\text{Ca}_{1-x}\text{O}$ ($0 < x < 1$) and the like, among which BaO , SrO and CaO are preferable.

[0130] Examples of the rare-earth metal compound are YbF_3 , ScF_3 , ScO_3 , Y_2O_3 , Ce_2O_3 , GdF_3 , TbF_3 and the like, among which YbF_3 , ScF_3 and TbF_3 are preferable.

[0131] The alkali metal complex, the alkali earth metal complex and the rare-earth metal complex are not specifically limited, as long as at least one of alkali metal ion, alkali earth metal ion and rare-earth metal ion is contained therein as metal ion. Ligand for each of the complexes is preferably quinolinol, benzoquinolinol, acridinol, phenanthridinol, hydroxyphenyl oxazole, hydroxyphenyl thiazole, hydroxydiaryl oxadiazole, hydroxydiaryl thiadiazole, hydroxyphenyl pyridine, hydroxyphenyl benzoimidazole, hydroxybenzotriazole, hydroxy fluorane, bipyridyl, phenanthroline, phthalocyanine, porphyrin, cyclopentadiene, β -diketones, azomethines, or a derivative thereof, but the ligand is not limited thereto.

[0132] The reductive dopant is preferably added to form a layer or an island pattern in the interfacial region. The layer of the reductive dopant or the island pattern of the reductive dopant is preferably formed by depositing the reductive dopant by resistance heating deposition while an emitting material for forming the interfacial region or an organic substance as a electron-injecting material are simultaneously deposited, so that the reductive dopant is dispersed in the organic substance. Dispersion concentration at which the reductive dopant is dispersed in the organic substance is a mole ratio (organic substance to reductive dopant) of 100:1 to 1:100, preferably 5:1 to 1:5.

[0133] When the reductive dopant forms the layer, the emitting material or the electron injecting material for forming the organic layer of the interfacial region is initially layered, and the reductive dopant is subsequently deposited singularly thereon by resistance heating deposition to form a preferably 0.1 to 15 nm-thick layer.

[0134] When the reductive dopant forms the island pattern, the emitting material or the electron injecting material for forming the organic layer of the interfacial region is initially formed in an island pattern, and the reductive dopant is subsequently deposited singularly thereon by resistance heating deposition to form a preferably 0.05 to 1 nm-thick island pattern.

[0135] A ratio of the main component to the reductive dopant in the organic EL device according to the present invention is preferably a mole ratio (main component to reductive dopant) of 5:1 to 1:5, more preferably 2:1 to 1:2.

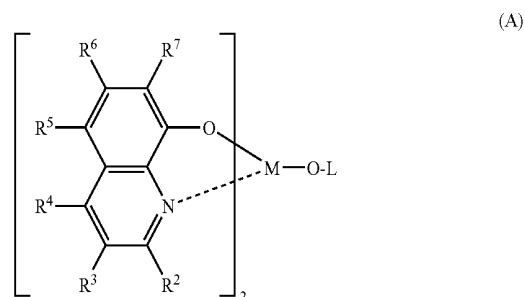
[0136] The organic EL device according to the present invention preferably includes the electron injecting layer between the emitting layer and the cathode, and the electron injecting layer preferably contains a nitrogen-containing cyclic derivative as the main component.

[0137] It should be noted that "as the main component" means that the nitrogen-containing cyclic derivative is contained in the electron injecting layer with a content of 50 mass % or more.

[0138] The electron injecting layer or the electron transporting layer, which aids injection of the electrons into the emitting layer, has a high electron mobility. The electron injecting layer is provided for adjusting energy level, by which, for instance, sudden changes of the energy level can be reduced.

[0139] A preferable example of an electron transporting material for forming the electron injecting layer is an aromatic heterocyclic compound having in the molecule at least one heteroatom. Particularly, a nitrogen-containing cyclic derivative is preferable.

[0140] A preferable example of the nitrogen-containing cyclic derivative is a nitrogen-containing cyclic metal chelate complex represented by the following formula (A).



[0141] In the formula, R^2 to R^7 each independently represent a hydrogen atom, a halogen atom, an oxy group, an amino group, a hydrocarbon group having 1 to 40 carbon atoms, an alkoxy group, an aryloxy group, an alkoxycarbonyl group or a heterocyclic group. R^2 to R^7 may be substituted or unsubstituted.

[0142] Examples of the halogen atom are fluorine, chlorine, bromine, iodine and the like. Examples of a substituted or unsubstituted amino group are an alkylamino group, an arylamino group and an aralkylamino group.

[0143] Examples of the hydrocarbon group having 1 to 40 carbon atoms are a substituted or unsubstituted alkyl group, an alkenyl group, a cycloalkyl group, an aryl group, an aralkyl group and the like.

[0144] Examples of the alkyl group are a methyl group, ethyl group, propyl group, isopropyl group, n-butyl group, s-butyl group, isobutyl group, t-butyl group, n-pentyl group, n-hexyl group, n-heptyl group, n-octyl group, n-nonyl group, n-decyl group, n-undecyl group, n-dodecyl group, n-tridecyl group, n-tetradecyl group, n-pentadecyl group, n-hexadecyl group, n-heptadecyl group, n-octadecyl group, neo-pentyl group, 1-methylpentyl group, 2-methylpentyl group, 1-pentylhexyl group, 1-butylpentyl group, 1-heptyloctyl group, 3-methylpentyl group, hydroxymethyl group, 1-hydroxyethyl group, 2-hydroxyethyl group, 2-hydroxyisobutyl group, 1,2-dihydroxyethyl group, 1,3-dihydroxyisopropyl group, 2,3-dihydroxy-t-butyl group, 1,2,3-trihydroxypropyl group, chloromethyl group, 1-chloroethyl group, 2-chloroethyl group, 2-chloroisobutyl group, 1,2-dichloroethyl group, 1,3-dichloroisopropyl group, 2,3-dichloro-t-butyl group, 1,2,3-trichloropropyl group, bromomethyl group, 1-bromoethyl group, 2-bromoethyl group, 2-bromoisobutyl group, 1,2-dibromoethyl group, 1,3-dibromoisopropyl group, 2,3-dibromo-t-butyl group, 1,2,3-tribromopropyl group, iodoethyl group, 1-iodoethyl group, 2-iodoethyl group, 2-iodoisobutyl group, 1,2-diiodoethyl group, 1,3-diiodoisobutyl group.

propyl group, 2,3-diiodo-t-butyl group, 1,2,3-triiodopropyl group, aminomethyl group, 1-aminoethyl group, 2-aminoethyl group, 2-aminoisobutyl group, 1,2-diaminoethyl group, 1,3-diaminoisopropyl group, 2,3-diamino-t-butyl group, 1,2,3-triaminopropyl group, cyanomethyl group, 1-cyanoethyl group, 2-cyanoethyl group, 2-cyanoisobutyl group, 1,2-dicyanoethyl group, 1,3-dicyanoisopropyl group, 2,3-dicyano-t-butyl group, 1,2,3-tricyanopropyl group, nitromethyl group, 1-nitroethyl group, 2-nitroethyl group, 1,2-dinitroethyl group, 2,3-dinitro-t-butyl group and 1,2,3-trinitropropyl group.

[0145] Among the above, the alkyl group is preferably a methyl group, an ethyl group, a propyl group, an isopropyl group, an n-butyl group, a s-butyl group, an isobutyl group, a t-butyl group, an n-pentyl group, an n-hexyl group, an n-heptyl group, an n-octyl group, an n-nonyl group, an n-decyl group, an n-undecyl group, an n-dodecyl group, an n-tridecyl group, an n-tetradecyl group, an n-pentadecyl group, an n-hexadecyl group, an n-heptadecyl group, an n-octadecyl group, an neo-pentyl group, a 1-methylpentyl group, a 1-pentylhexyl group, a 1-butylpentyl group, or a 1-heptyloctyl group.

[0146] Examples of the alkenyl group are a vinyl group, allyl group, 1-butenyl group, 2-butenyl group, 3-butenyl group, 1,3-butanediethyl group, 1-methylvinyl group, styryl group, 2,2-diphenylvinyl group, 1,2-diphenylvinyl group, 1-methylallyl group, 1,1-dimethylallyl group, 2-methylallyl group, 1-phenylallyl group, 2-phenylallyl group, 3-phenylallyl group, 3,3-diphenylallyl group, 1,2-dimethylallyl group, 1-phenyl-1-butenyl group and 3-phenyl-1-butenyl group, among which a styryl group, 2,2-phenylvinyl group, 1,2-diphenylvinyl group and the like are preferable.

[0147] Examples of the cycloalkyl group are a cyclopentyl group, cyclohexyl group, cyclooctyl group, and 3,5-tetramethylcyclohexyl group, among which cyclohexyl group, cyclooctyl group and 3,5-tetramethylcyclohexyl group are preferable.

[0148] The alkoxy group is a group represented by —OY. Examples of Y are the same as the examples described in relation to the alkyl group, and preferable examples of Y are also the same as those described in relation to the alkyl group.

[0149] Examples of non-condensed aryl group are a phenyl group, biphenyl-2-yl group, biphenyl-3-yl group, biphenyl-4-yl group, p-terphenyl-4-yl group, p-terphenyl-3-yl group, p-terphenyl-2-yl group, m-terphenyl-4-yl group, m-terphenyl-3-yl group, m-terphenyl-2-yl group, o-tolyl group, m-tolyl group, p-tolyl group, p-t-butylphenyl group, p-(2-phenylpropyl)phenyl group, 4'-methylbiphenyl group, 4"-t-butyl-p-terphenyl-4-yl group, o-cumenyl group, m-cumenyl group, p-cumenyl group, 2,3-xylyl group, 3,4-xylyl group, 2,5-xylyl group, mesityl group, m-quarter-phenyl group and the like.

[0150] Among the above, a phenyl group, a biphenyl-2-yl group, a biphenyl-3-yl group, a biphenyl-4-yl group, an m-terphenyl-4-yl group, an m-terphenyl-3-yl group, an m-terphenyl-2-yl group, a p-tolyl group, a 3,4-xylyl group, an m-quarter-phenyl-2-yl group are preferable.

[0151] Examples of a condensed aryl group are a 1-naphthyl group and 2-naphthyl group.

[0152] The heterocyclic group, which may be monocyclic or condensed, preferably has 1 to 20 carbon atoms forming the ring, more preferably 1 to 12 carbon atoms forming the ring, further preferably 2 to 10 carbon atoms forming the ring. The heterocyclic group is an aromatic heterocyclic group

having at least one heteroatom selected from a group of a nitrogen atom, an oxygen atom, a sulfur atom and a selenium atom. Examples of the heterocyclic group are groups induced by pyrrolidine, piperidine, piperazine, morpholine, thiophene, selenophene, furane, pyrrole, imidazole, pyrazole, pyridine, pyrazine, pyridazine, pyrimidine, triazole, triazine, indole, indazole, purine, thiazoline, thiazole, thiadiazole, oxazoline, oxazole, oxadiazole, quinoline, isoquinoline, phthalazine, naphthyridine, quinoxaline, quinazoline, cinnoline, pteridine, acridine, phenanthroline, phenazine, tetrazole, benzimidazole, benzooxazole, benzothiazole, benzotriazole, tetra-aza indene, carbazole, azepine and the like, preferably groups induced by furane, thiophene, pyridine, pyrazine, pyrimidine, pyridazine, triazine, quinoline, phthalazine, naphthyridine, quinoxaline and quinazoline, further preferably groups induced by frane, thiophene, pyridine and quinoline, further more preferably a quinolinyl group.

[0153] Examples of the aralkyl group are a benzyl group, 1-phenylethyl group, 2-phenylethyl group, 1-phenylisopropyl group, 2-phenylisopropyl group, phenyl-t-butyl group, 1-naphthylmethyl group, 1-a-naphthylethyl group, 2-a-naphthylethyl group, 1-a-naphthylisopropyl group, 2-a-naphthylisopropyl group, β -naphthylmethyl group, 1- β -naphthylethyl group, 2- β -naphthylethyl group, 1- β -naphthylisopropyl group, 2- β -naphthylisopropyl group, p-methylbenzyl group, m-methylbenzyl group, o-methylbenzyl group, p-chlorobenzyl group, m-chlorobenzyl group, o-chlorobenzyl group, p-bromobenzyl group, m-bromobenzyl group, o-bromobenzyl group, p-iodobenzyl group, m-iodobenzyl group, o-iodobenzyl group, p-hydroxybenzyl group, m-hydroxybenzyl group, o-hydroxybenzyl group, p-aminobenzyl group, m-aminobenzyl group, o-aminobenzyl group, p-nitrobenzyl group, m-nitrobenzyl group, o-nitrobenzyl group, p-cyanobenzyl group, m-cyanobenzyl group, o-cyanobenzyl group, 1-hydroxy-2-phenylisopropyl group, 1-chloro-2-phenylisopropyl group and the like.

[0154] Among the above, a benzyl group, p-cyanobenzyl group, m-cyanobenzyl group, o-cyanobenzyl group, 1-phenylethyl group, 2-phenylethyl group, 1-phenylisopropyl group and 2-phenylisopropyl group.

[0155] The aryloxy group is represented by —OY'. Preferable examples of Y' are a phenyl group, 1-naphthyl group, 2-naphthyl group, 1-anthryl group, 2-anthryl group, 9-anthryl group, 1-phenanthryl group, 2-phenanthryl group, 3-phenanthryl group, 4-phenanthryl group, 9-phenanthryl group, 1-naphthacenyl group, 2-naphthacenyl group, 9-naphthacenyl group, 1-pyrenyl group, 2-pyrenyl group, 4-pyrenyl group, 2-biphenyl group, 3-biphenyl group, 4-biphenyl group, p-terphenyl-4-yl group, p-terphenyl-3-yl group, p-terphenyl-2-yl group, m-terphenyl-4-yl group, m-terphenyl-3-yl group, m-terphenyl-2-yl group, o-tolyl group, m-tolyl group, p-tolyl group, p-t-butylphenyl group, p-(2-phenylpropyl)phenyl group, 3-methyl-2-naphthyl group, 4-methyl-1-naphthyl group, 4-methyl-1-anthryl group, 4'-methylbiphenyl group, 4"-t-butyl-p-terphenyl-4-yl group and the like.

[0156] A heteroaryloxy group of the aryloxy group is represented by —OZ'. Examples of Z' are a 2-pyroryl group, 3-pyroryl group, pyrazinyl group, 2-pyridinyl group, 3-pyridinyl group, 4-pyridinyl group, 2-indolyl group, 3-indolyl group, 4-indolyl group, 5-indolyl group, 6-indolyl group, 7-indolyl group, 1-isoindolyl group, 3-isoindolyl group, 4-isoindolyl group, 5-isoindolyl group, 6-isoindolyl group, 7-isoindolyl group, 2-furyl group, 3-furyl group, 2-benzofuranyl group, 3-benzofuranyl group, 4-benzofuranyl group,

5-benzofuranyl group, 6-benzofuranyl group, 7-benzofuranyl group, 1-isobenzofuranyl group, 3-isobenzofuranyl group, 4-isobenzofuranyl group, 5-isobenzofuranyl group, 6-isobenzofuranyl group, 7-isobenzofuranyl group, 2-quinolyl group, 3-quinolyl group, 4-quinolyl group, 5-quinolyl group, 6-quinolyl group, 7-quinolyl group, 8-quinolyl group, 1-isoquinolyl group, 3-isoquinolyl group, 4-isoquinolyl group, 5-isoquinolyl group, 6-isoquinolyl group, 7-isoquinolyl group, 8-isoquinolyl group, 2-quinoxalyl group, 5-quinoxalyl group, 6-quinoxalyl group, 1-carbazolyl group, 2-carbazolyl group, 3-carbazolyl group, 4-carbazolyl group, 1-phenanthrydyl group, 2-phenanthrydyl group, 3-phenanthrydyl group, 4-phenanthrydyl group, 6-phenanthrydyl group, 7-phenanthrydyl group, 8-phenanthrydyl group, 9-phenanthrydyl group, 10-phenanthrydyl group, 1-acridinyl group, 2-acridinyl group, 3-acridinyl group, 4-acridinyl group, 9-acridinyl group, 1,7-phenanthroline-2-yl group, 1,7-phenanthroline-3-yl group, 1,7-phenanthroline-4-yl group, 1,7-phenanthroline-5-yl group, 1,7-phenanthroline-6-yl group, 1,7-phenanthroline-8-yl group, 1,7-phenanthroline-9-yl group, 1,7-phenanthroline-10-yl group, 1,8-phenanthroline-2-yl group, 1,8-phenanthroline-3-yl group, 1,8-phenanthroline-4-yl group, 1,8-phenanthroline-5-yl group, 1,8-phenanthroline-6-yl group, 1,8-phenanthroline-7-yl group, 1,8-phenanthroline-9-yl group, 1,8-phenanthroline-10-yl group, 1,9-phenanthroline-2-yl group, 1,9-phenanthroline-3-yl group, 1,9-phenanthroline-4-yl group, 1,9-phenanthroline-5-yl group, 1,9-phenanthroline-6-yl group, 1,9-phenanthroline-7-yl group, 1,9-phenanthroline-8-yl group, 1,9-phenanthroline-10-yl group, 1,10-phenanthroline-2-yl group, 1,10-phenanthroline-3-yl group, 1,10-phenanthroline-4-yl group, 1,10-phenanthroline-5-yl group, 2,9-phenanthroline-1-yl group, 2,9-phenanthroline-3-yl group, 2,9-phenanthroline-4-yl group, 2,9-phenanthroline-5-yl group, 2,9-phenanthroline-6-yl group, 2,9-phenanthroline-7-yl group, 2,9-phenanthroline-8-yl group, 2,9-phenanthroline-10-yl group, 2,8-phenanthroline-1-yl group, 2,8-phenanthroline-3-yl group, 2,8-phenanthroline-4-yl group, 2,8-phenanthroline-5-yl group, 2,8-phenanthroline-6-yl group, 2,8-phenanthroline-7-yl group, 2,8-phenanthroline-9-yl group, 2,8-phenanthroline-10-yl group, 2,7-phenanthroline-1-yl group, 2,7-phenanthroline-3-yl group, 2,7-phenanthroline-4-yl group, 2,7-phenanthroline-5-yl group, 2,7-phenanthroline-6-yl group, 2,7-phenanthroline-8-yl group, 2,7-phenanthroline-9-yl group, 2,7-phenanthroline-10-yl group, 1-phenazinyl group, 2-phenazinyl group, 1-phenothiazinyl group, 2-phenothiazinyl group, 3-phenothiazinyl group, 4-phenothiazinyl group, 1-phenoxazinyl group, 2-phenoxazinyl group, 3-phenoxazinyl group, 4-phenoxazinyl group, 2-oxazolyl group, 4-oxazolyl group, 5-oxazolyl group, 2-oxadiazolyl group, 5-oxadiazolyl group, 3-furazanyl group, 2-thienyl group, 3-thienyl group, 2-methylpyrrole-1-yl group, 2-methylpyrrole-3-yl group, 2-methylpyrrole-4-yl group, 2-methylpyrrole-5-yl group, 3-methylpyrrole-1-yl group, 3-methylpyrrole-2-yl group, 3-methylpyrrole-4-yl group, 3-methylpyrrole-5-yl group, 2-t-butylpyrrole-3-yl group, 3-(2-phenylpropyl)pyrrole-1-yl group, 2-methyl-1-indolyl group, 4-methyl-1-indolyl group, 2-methyl-3-indolyl group, 4-methyl-3-indolyl group, 2-t-butyl-1-indolyl group, 4-t-butyl-1-indolyl group, 2-t-butyl-3-indolyl group, 4-t-butyl-3-indolyl group and the like.

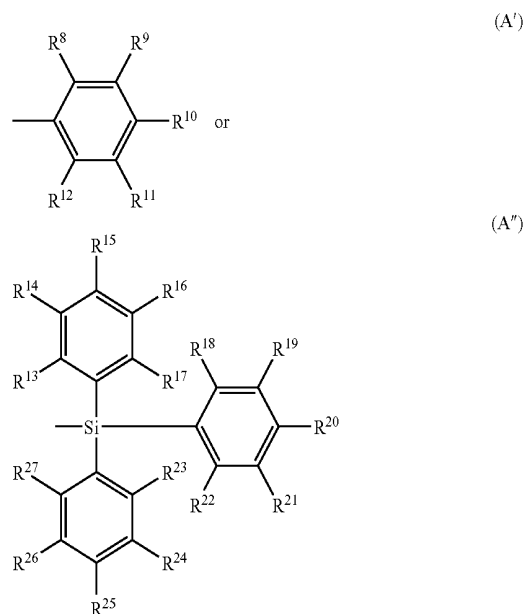
[0157] The alkoxycarbonyl group is represented by —COOY' . Examples of Y' are the same as the examples of the alkyl group.

[0158] The alkylamino group and the aralkylamino group are represented by $\text{—NQ}^1\text{Q}^2$. Examples for each of Q^1 and Q^2 are the same as the examples described in relation to the alkyl group and the aralkyl group, and preferable examples for each of Q^1 and Q^2 are also the same as those described in relation to the alkyl group and the aralkyl group. Either one of Q^1 and Q^2 may be a hydrogen atom.

[0159] The arylamino group is represented by $\text{—NAr}^1\text{Ar}^2$. Examples for each of Ar^1 and Ar^2 are the same as the examples described in relation to the non-condensed aryl group and the condensed aryl group. Either one of Ar^1 and Ar^2 may be a hydrogen atom.

[0160] M represents aluminum (Al), gallium (Ga) or indium (In), among which In is preferable.

[0161] L in the formula (A) represents a group represented by the following formula (A') or the following formula (A'').



In the formula, R^8 to R^{12} each independently represent a hydrogen atom or a substituted or unsubstituted hydrocarbon group having 1 to 40 carbon atoms. Adjacent groups may form a cyclic structure. R^{13} to R^{27} each independently represent a hydrogen atom or a substituted or unsubstituted hydrocarbon group having 1 to 40 carbon atoms. Adjacent groups may form a cyclic structure.

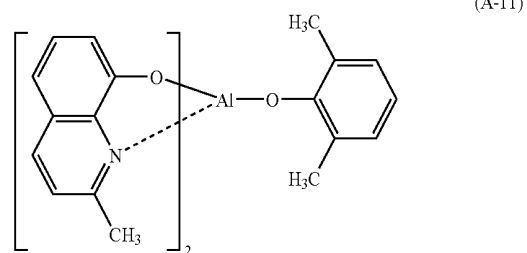
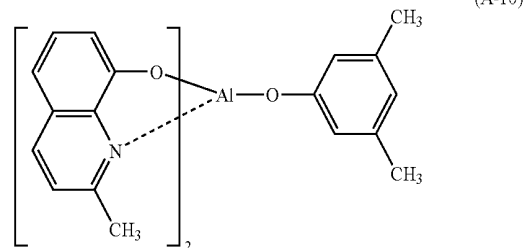
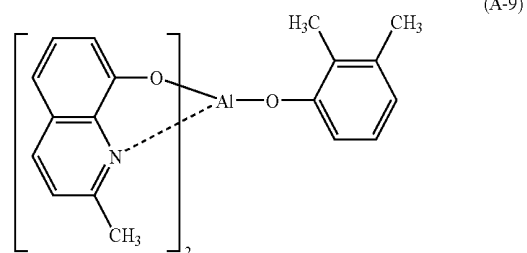
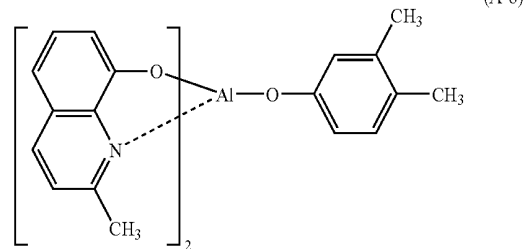
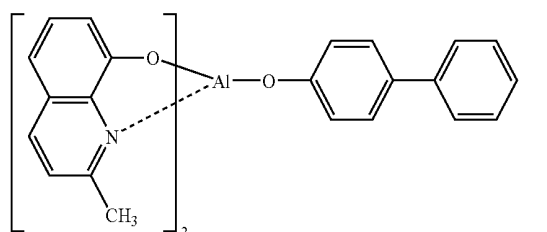
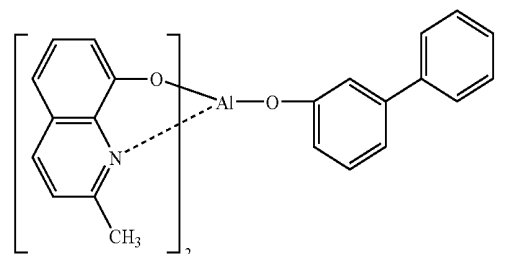
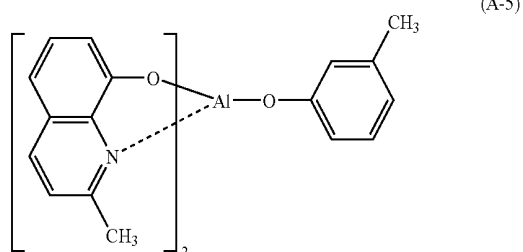
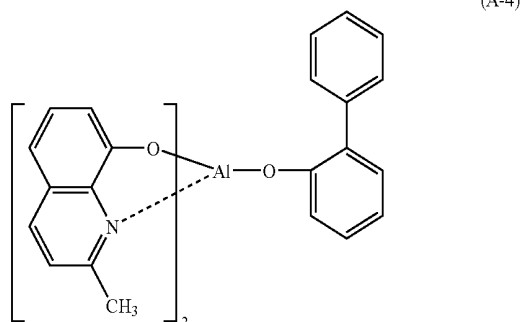
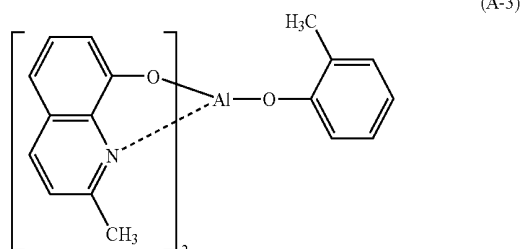
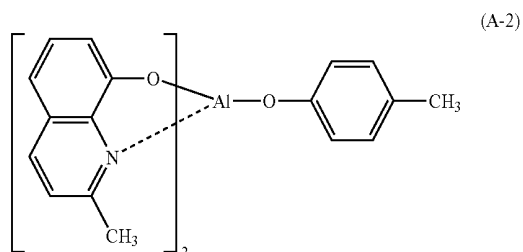
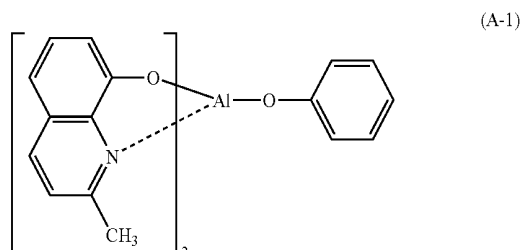
[0162] Examples of the hydrocarbon group having 1 to 40 carbon atoms represented by each of R^8 to R^{12} and R^{13} to R^{27} in the formulae (A') and (A'') are the same as those of R^2 to R^7 .

[0163] Examples of a divalent group formed when an adjacent set of R^8 to R^{12} and R^{13} to R^{27} forms a cyclic structure are a tetramethylene group, a pentamethylene group, a hexamethylene group, a diphenylmethane-2,2'-diyl group, a diphenylethane-3,3'-diyl group, a diphenylpropane-4,4'-diyl group and the like.

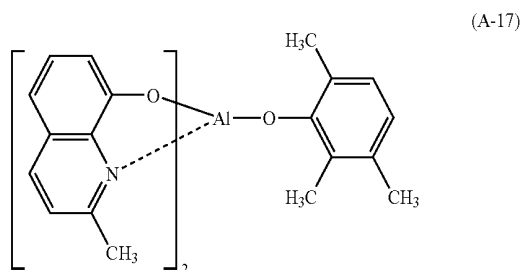
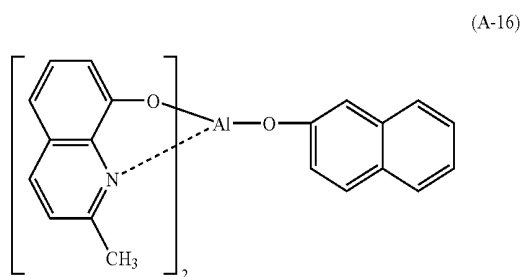
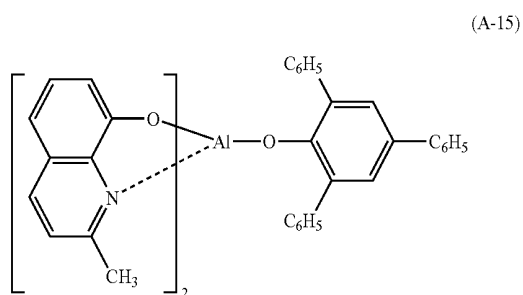
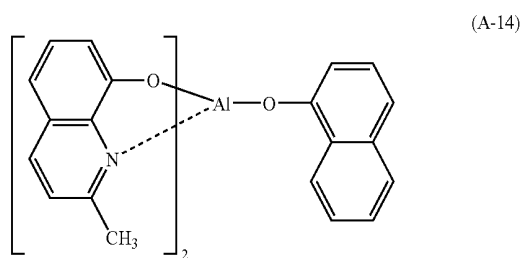
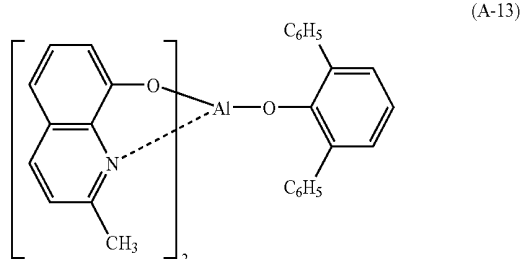
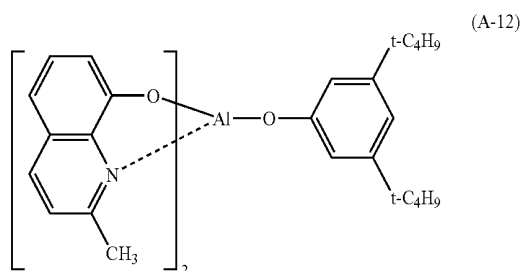
[0164] Examples of the nitrogen-containing cyclic metal chelate complex represented by the formula (A) will be

shown below. However, the nitrogen-containing cyclic metal chelate complex is not limited to the exemplary compounds shown below.

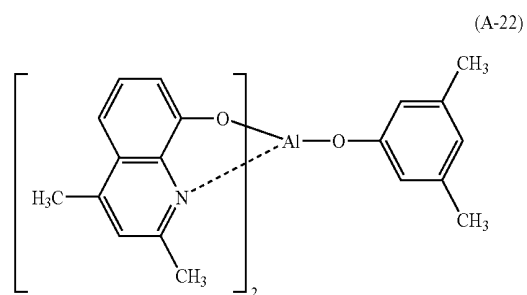
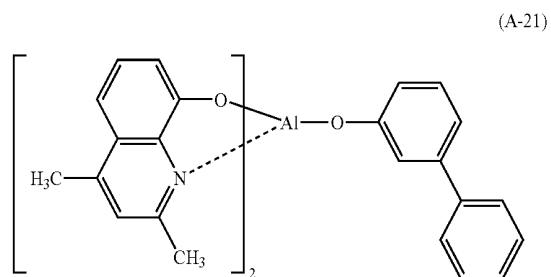
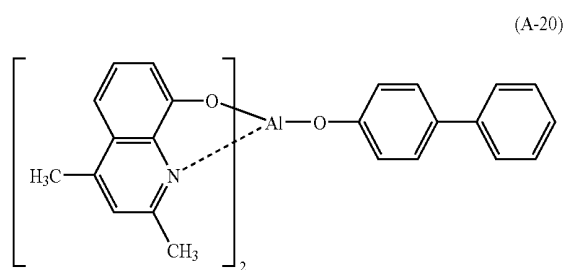
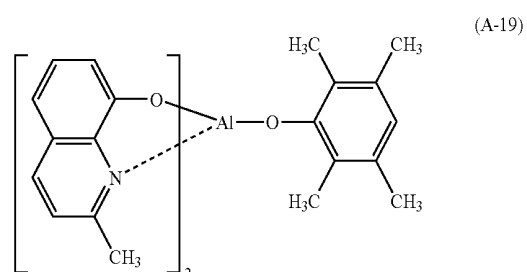
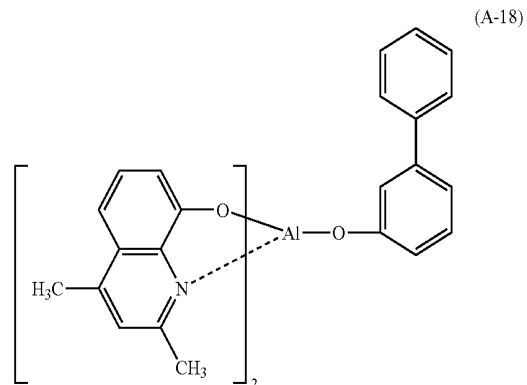
-continued



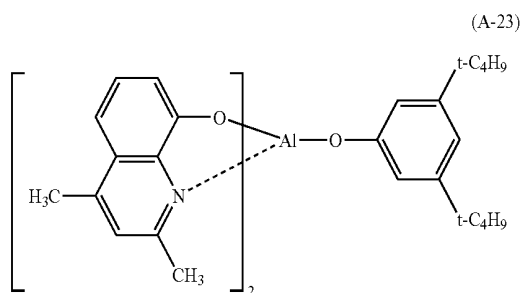
-continued



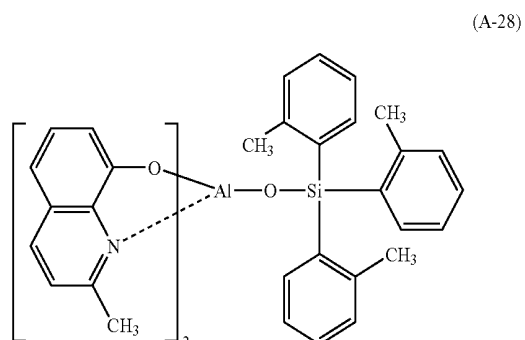
-continued



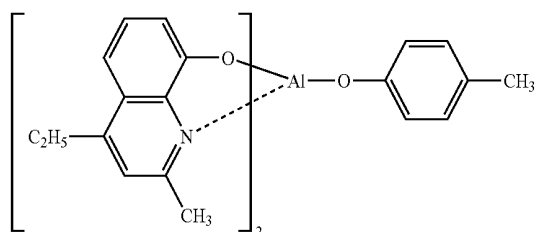
-continued



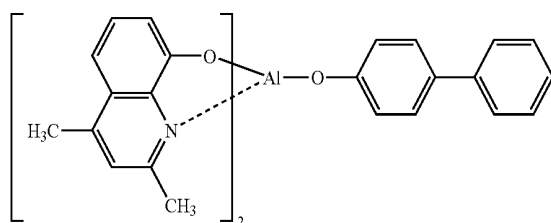
-continued



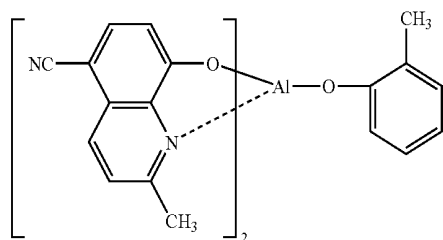
(A-24)



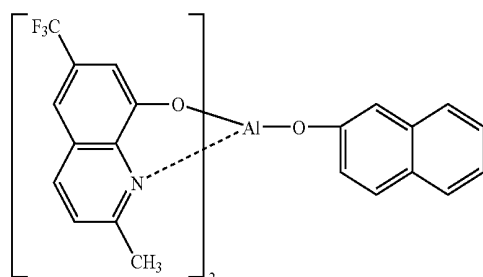
(A-25)



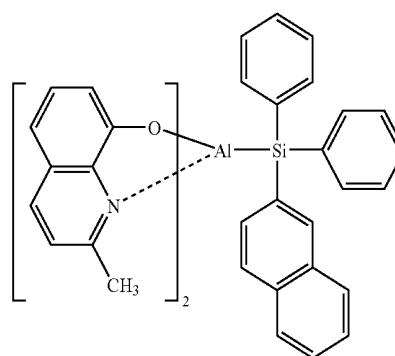
(A-26)



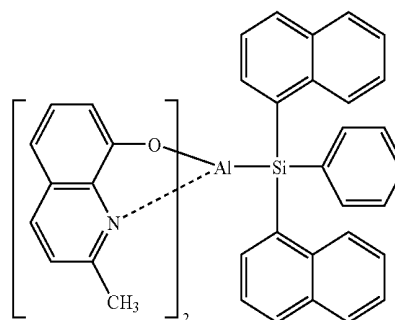
(A-27)



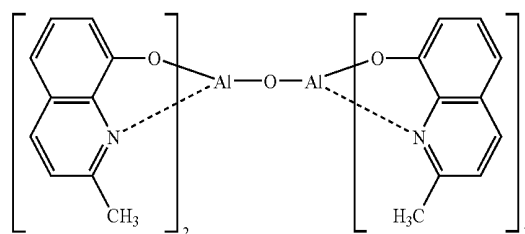
(A-29)



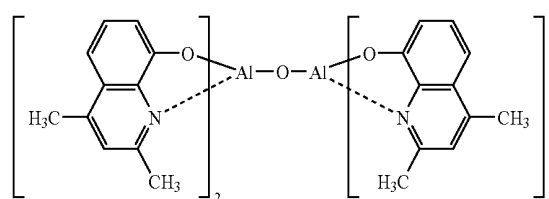
(A-30)



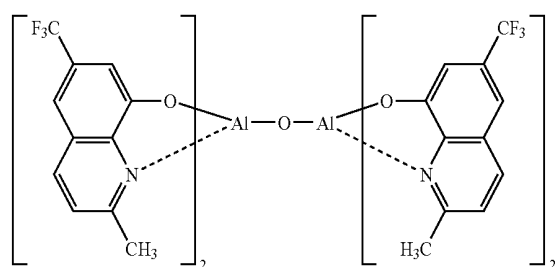
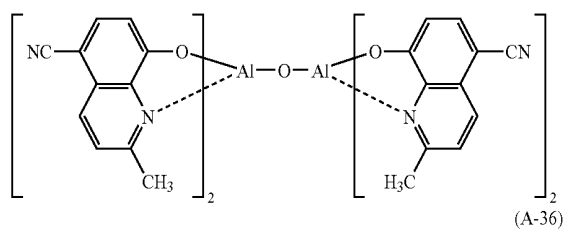
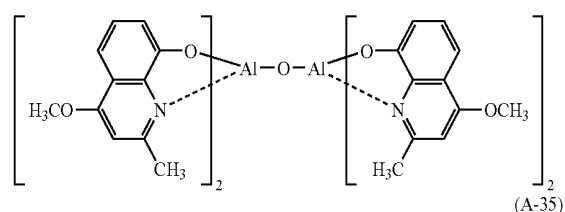
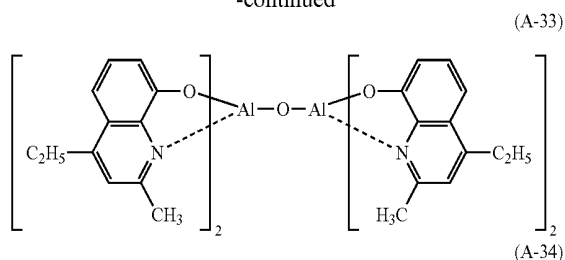
(A-31)



(A-32)



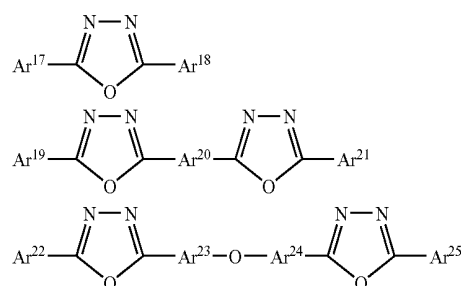
-continued



[0165] According to the present invention, the electron injecting layer preferably contains a nitrogen-containing heterocyclic derivative.

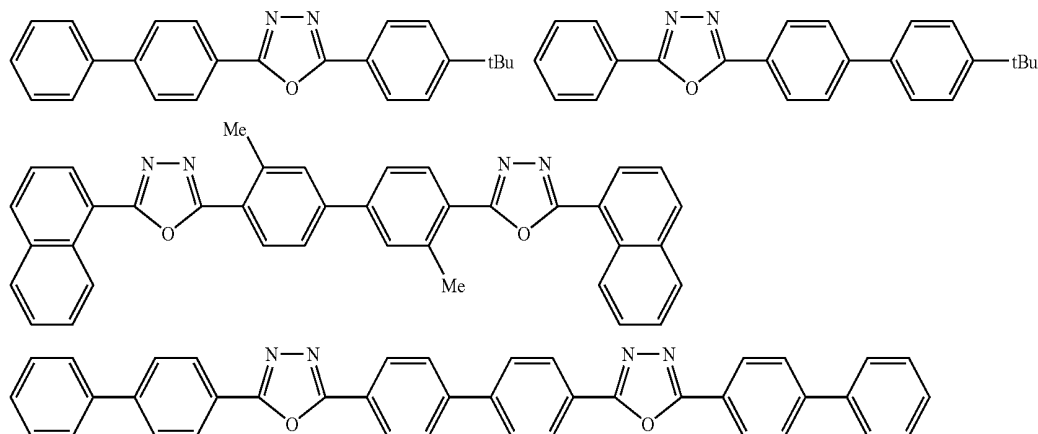
[0166] The electron injecting layer or the electron transporting layer, which aids injection of the electrons into the

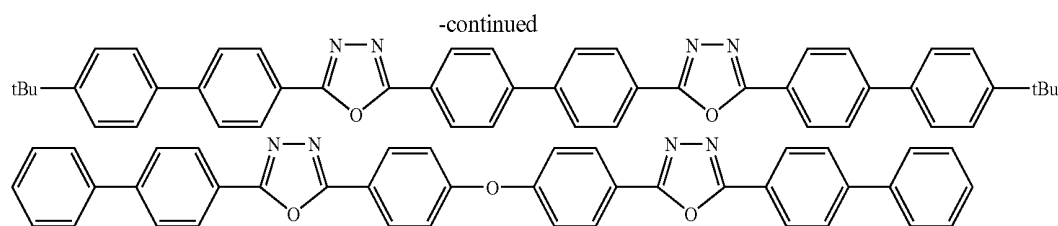
emitting layer, has a high electron mobility. The electron injecting layer is provided for adjusting energy level, by which, for instance, sudden changes of the energy level can be reduced. As a material for the electron injecting layer or the electron transporting layer, 8-hydroxyquinoline or a metal complex of its derivative, an oxadiazole derivative and a nitrogen-containing heterocyclic derivative are preferable. An example of the 8-hydroxyquinoline or the metal complex of its derivative is a metal chelate oxinoid compound containing a chelate of oxine (typically 8-quinolinol or 8-hydroxyquinoline). For instance, tris(8-quinolinol)aluminum can be used. Examples of the oxadiazole derivative are as follows.



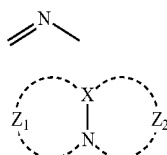
[0167] In the formula, Ar¹⁷, Ar¹⁸, Ar¹⁹, Ar²¹, Ar²² and Ar²⁵ each represent a substituted or unsubstituted aryl group. Ar¹⁷, Ar¹⁹ and Ar²² may be respectively the same as or different from Ar¹⁸, Ar²¹ and Ar²⁵. Ar²⁰, Ar²³ and Ar²⁴ each represent a substituted or unsubstituted arylene group. Ar²³ and Ar²⁴ may be mutually the same or different.

[0168] Examples of the arylene group are a phenylene group, a naphthylene group, a biphenylene group, an anthranylene group, a perylenylene group and a pyrenylene group. Examples of the substituent therefor are an alkyl group having 1 to 10 carbon atoms, an alkoxy group having 1 to 10 carbon atoms and a cyano group. Such an electron transport compound is preferably an electron transport compound that can be favorably formed into a thin film(s). Examples of the electron transport compounds are as follows.





[0169] An example of the nitrogen-containing heterocyclic derivative is a nitrogen-containing heterocyclic derivative that is not a metal complex, the derivative being formed of an organic compound represented by either one of the following general formulae. Specific examples of the nitrogen-containing heterocyclic derivative are five-membered ring or six-membered ring derivative having a skeleton represented by the formula (A) and a derivative having a structure represented by the formula (B).



(A)

(B)

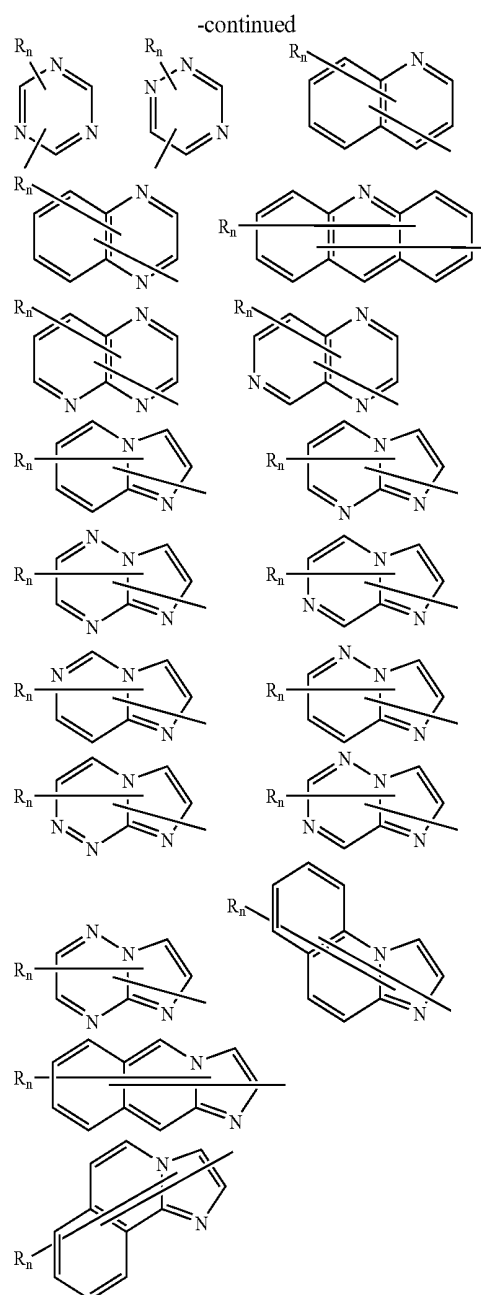
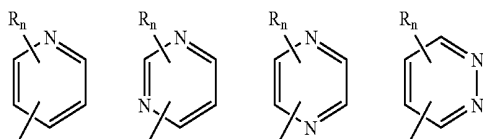
[0170] In the formula (B), X represents a carbon atom or a nitrogen atom. Z₁ and Z₂ each independently represent an atom group from which a nitrogen-containing heterocycle can be formed.



(C)

[0171] Preferably, the nitrogen-containing heterocyclic derivative is an organic compound having a nitrogen-containing aromatic polycyclic group having a five-membered ring or six-membered ring. When the nitrogen-containing heterocyclic derivative is such a nitrogen-containing aromatic polycyclic group that contains plural nitrogen atoms, the nitrogen-containing heterocyclic derivative may be a nitrogen-containing aromatic polycyclic organic compound having a skeleton formed by a combination of the skeletons respectively represented by the formulae (A) and (B), or by a combination of the skeletons respectively represented by the formulae (A) and (C).

[0172] A nitrogen-containing group of the nitrogen-containing organic compound are selected from nitrogen-containing heterocyclic groups respectively represented by the following general formulae.



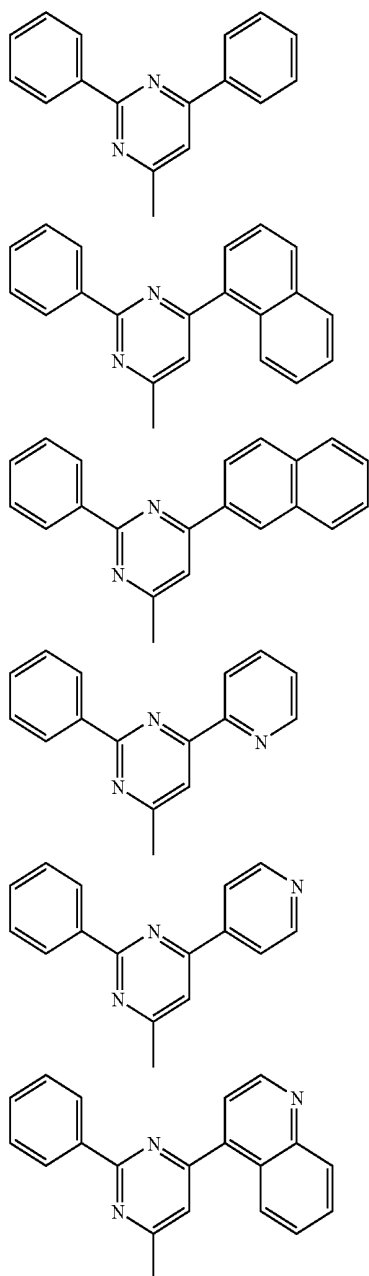
[0173] In the formulae: R represents an aryl group having 6 to 40 carbon atoms, a heteroaryl group having 3 to 40 carbon atoms, an alkyl group having 1 to 20 carbon atoms or an alkoxy group having 1 to 20 carbon atoms; and n represents an integer in a range of 0 to 5. When n is an integer of 2 or more, plural R may be mutually the same or different.

[0174] A preferable specific compound is a nitrogen-containing heterocyclic derivative represented by the following formula.

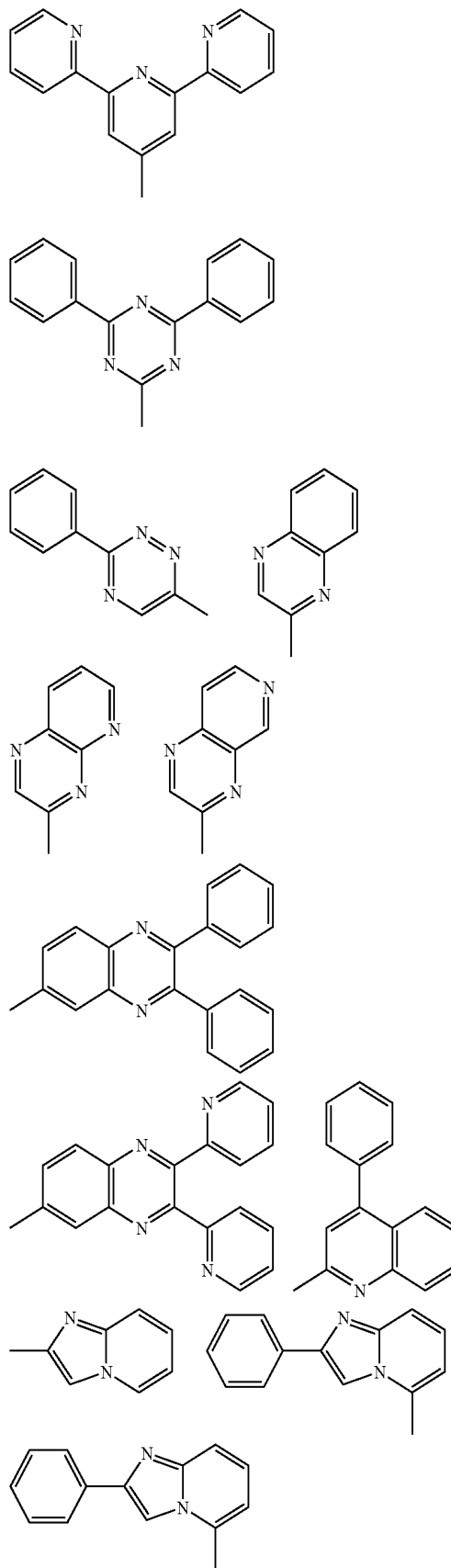


In the formula: HAr represents a substituted or unsubstituted nitrogen-containing heterocycle having 3 to 40 carbon atoms; L^1 represents a single bond, a substituted or unsubstituted arylene group having 6 to 40 carbon atoms, or a substituted or unsubstituted heteroarylene group having 3 to 40 carbon atoms; Ar^1 represents a substituted or unsubstituted divalent aromatic hydrocarbon group having 6 to 40 carbon atoms; and Ar^2 represents a substituted or unsubstituted aryl group having 6 to 40 carbon atoms, or a substituted or unsubstituted heteroaryl group having 3 to 40 carbon atoms.

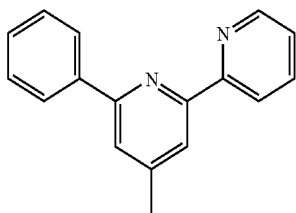
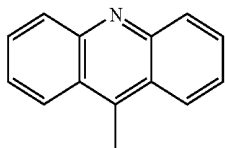
[0175] HAr is exemplarily selected from the following group.



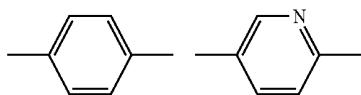
-continued



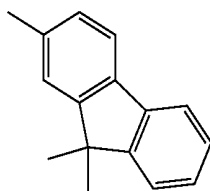
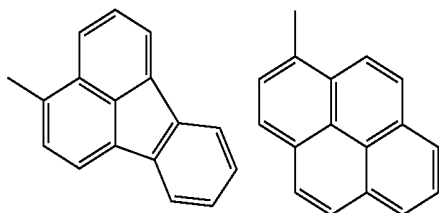
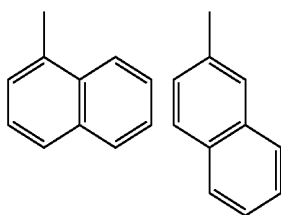
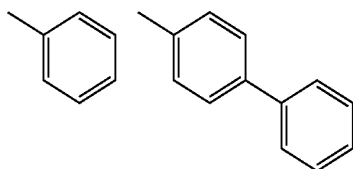
-continued



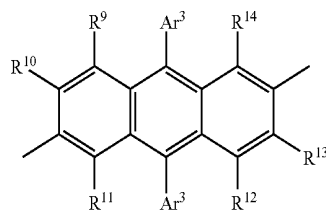
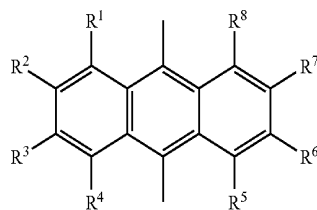
[0176] L^1 is exemplarily selected from the following group.



[0177] Ar^2 is exemplarily selected from the following group.



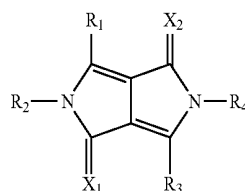
[0178] Ar^1 is exemplarily selected from the following arylanthranil groups.



[0179] In the formula, R^1 to R^{14} each independently represent a hydrogen atom, a halogen atom, an alkyl group having 1 to 20 carbon atoms, an alkoxy group having 1 to 20 carbon atoms, an aryloxy group having 6 to 40 carbon atoms, a substituted or unsubstituted aryl group having 6 to 40 carbon atoms, or a heteroaryl group having 3 to 40 carbon atoms. Ar^3 represents a substituted or unsubstituted aryl group having 6 to 40 carbon atoms, or a heteroaryl group having 3 to 40 carbon atoms.

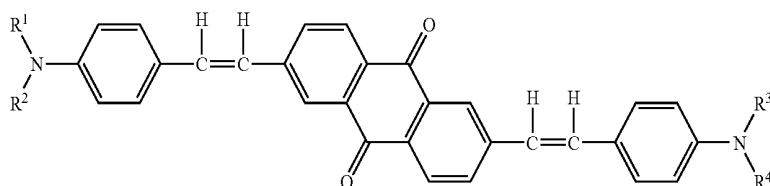
[0180] The nitrogen-containing heterocyclic derivative may be a nitrogen-containing heterocyclic derivative in which R^1 to R^8 in Ar^1 represented by the above formula each represent a hydrogen atom.

[0181] Other than the above, the following compound (see JP-A-9-3448) can be favorably used.

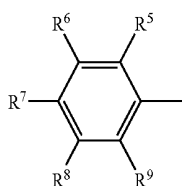


In the formula, R^1 to R^4 each independently represent a hydrogen atom, a substituted or unsubstituted aliphatic group, a substituted or unsubstituted aliphatic cyclic group, a substituted or unsubstituted carbocyclic aromatic cyclic group, substituted or unsubstituted heterocyclic group. X^1 and X^2 each independently represent an oxygen atom, a sulfur atom or a dicyanomethylene group.

[0182] Alternatively, the following compound (see JP-A-2000-173774) can also be favorably used.



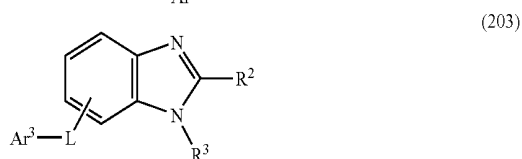
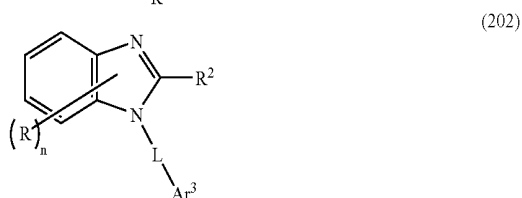
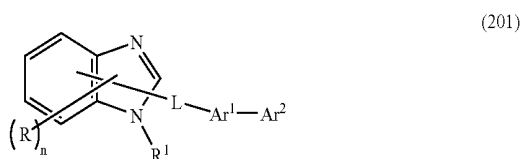
[0183] In the formula, R^1 , R^2 , R^3 and R^4 , which may be mutually the same or different, each are represented by the following formula.



In the formula, R^5 , R^6 , R^7 , R^8 and R^9 , which may be mutually the same or different, each represent a hydrogen atom, a saturated or unsaturated alkoxy group, an alkyl group, an amino group or an alkylamino group. At least one of R^5 , R^6 , R^7 , R^8 and R^9 represents a saturated or unsaturated alkoxy group, an alkyl group, an amino group or an alkylamino group.

[0184] A polymer compound containing the nitrogen-containing heterocyclic group or a nitrogen-containing heterocyclic derivative may be used.

[0185] The electron transporting layer preferably contains at least one of nitrogen-containing heterocycle derivatives respectively represented by the following formulae (201) to (203).



[0186] In the formulae (201) to (203): R represents a hydrogen atom, a substituted or unsubstituted aryl group having 6 to 60 carbon atoms, a substituted or unsubstituted pyridyl group, a substituted or unsubstituted quinolyl group, a substituted or unsubstituted alkyl group having 1 to 20 carbon

atoms, or a substituted or unsubstituted alkoxy group having 1 to 20 carbon atoms; n represents an integer in a range of 0 to 4; R^1 represents a substituted or unsubstituted aryl group having 6 to 60 carbon atoms, a substituted or unsubstituted pyridyl group, a substituted or unsubstituted quinolyl group, a substituted or unsubstituted alkyl group having 1 to 20 carbon atoms, or an alkoxy group having 1 to 20 carbon atoms; R^2 and R^3 each independently represent a hydrogen atom, a substituted or unsubstituted aryl group having 6 to 60 carbon atoms, a substituted or unsubstituted pyridyl group, a substituted or unsubstituted quinolyl group, a substituted or unsubstituted alkyl group having 1 to 20 carbon atoms, or a substituted or unsubstituted alkoxy group having 1 to 20 carbon atoms; L represents a substituted or unsubstituted arylene group having 6 to 60 carbon atoms, a substituted or unsubstituted pyridinylene group, a substituted or unsubstituted quinolinylenylene group, or a substituted or unsubstituted fluorenylene group; Ar^1 represents a substituted or unsubstituted arylene group having 6 to 60 carbon atoms, a substituted or unsubstituted pyridinylene group, or a substituted or unsubstituted quinolinylenylene group; Ar^2 represents a substituted or unsubstituted aryl group having 6 to 60 carbon atoms, a substituted or unsubstituted pyridyl group, a substituted or unsubstituted quinolyl group, a substituted or unsubstituted alkyl group having 1 to 20 carbon atoms or a substituted or unsubstituted alkoxy group having 1 to 20 carbon atoms.

[0187] Ar^3 represents a substituted or unsubstituted aryl group having 6 to 60 carbon atoms, a substituted or unsubstituted pyridyl group, a substituted or unsubstituted quinolyl group, a substituted or unsubstituted alkyl group having 1 to 20 carbon atoms, a substituted or unsubstituted alkoxy group having 1 to 20 carbon atoms, or a group represented by $-Ar^1-Ar^2$ (Ar^1 and Ar^2 may be the same as the above).

[0188] In the formulae (201) to (203), R represents a hydrogen atom, a substituted or unsubstituted aryl group having 6 to 60 carbon atoms, a substituted or unsubstituted pyridyl group, substituted or unsubstituted quinolyl group, a substituted or unsubstituted alkyl group having 1 to 20 carbon atoms, or a substituted or unsubstituted alkoxy group having 1 to 20 carbon atoms.

[0189] The aryl group having 6 to 60 carbon atom is preferably an aryl group having 6 to 40 carbon atoms, more preferably an aryl group having 6 to 20 carbon atoms. Examples of such an aryl group are a phenyl group, naphthyl group, anthryl group, phenanthryl group, naphthacenyl group, chrysenyl group, pyrenyl group, biphenyl group, terphenyl group, tolyl group, t-butylphenyl group, (2-phenylpropyl)phenyl group, fluoranthenyl group, fluorenyl group, a monovalent group formed of spirobifluorene, perfluorophenyl group, perfluoronaphthyl group, perfluoroanthryl group, perfluorobiphenyl group, a monovalent group formed of 9-phenylanthracene, a monovalent group formed of 9-(1'naphthyl)anthracene, a monovalent group formed of

9-(2'-naphthyl)anthracene, a monovalent group formed of 6-phenylchrysene, and a monovalent group formed of 9-[4-(diphenylamine)phenyl]anthracene, among which a phenyl group, naphthyl group, biphenyl group, terphenyl group, 9-(10-phenyl)anthryl group, 9-[10-(1'-naphthyl)]anthryl group and 9-[10-(2'-naphthyl)]anthryl group are preferable.

[0190] The alkyl group having 1 to 20 carbon atoms is preferably an alkyl group having 1 to 6 carbon atoms. Examples of such an alkyl group are a methyl group, ethyl group, propyl group, butyl group, pentyl group, hexyl group, and a haloalkyl group such as trifluoromethyl group. When such an alkyl group has 3 or more carbon atoms, the alkyl group may be linear, cyclic or branched.

[0191] The alkoxy group having 1 to 20 carbon atoms is preferably an alkoxy group having 1 to 6 carbon atoms. Examples of such an alkoxy group are a methoxy group, ethoxy group, propoxy group, butoxy group, pentyloxy group, and hexyloxy group. When such an alkoxy group has 3 or more carbon atoms, the alkoxy group may be linear, cyclic or branched.

[0192] Examples of a substituent for the group represented by R are a halogen atom, a substituted or unsubstituted alkyl group having 1 to 20 carbon atoms, a substituted or unsubstituted alkoxy group having 1 to 20 carbon atoms, a substituted or unsubstituted aryloxy group having 6 to 40 carbon atoms, a substituted or unsubstituted aryl group having 6 to 40 carbon atoms, or a substituted or unsubstituted heteroaryl group having 3 to 40 carbon atoms.

[0193] Examples of the halogen atom are fluorine, chlorine, bromine, iodine and the like.

[0194] Examples for each of the alkyl group having 1 to 20 carbon atoms, the alkoxy group having 1 to 20 carbon atoms, and an aryl group having 6 to 40 carbon atoms may be the same as the above examples.

[0195] Examples of the aryloxy group having 6 to 40 carbon atoms are a phenoxy group and a biphenyloxy group.

[0196] Examples of the heteroaryl group having 3 to 40 carbon atoms are a pyroryl group, furyl group, thienyl group, silolyl group, pyridyl group, quinolyl group, isoquinolyl group, benzofuryl group, imidazolyl group, pyrimidyl group, carbazolyl group, selenophenyl group, oxadiazolyl group and triazolyl group.

[0197] n is an integer in a range of 0 to 4, preferably 0 to 2.

[0198] In the formulae (201), R^1 represents a substituted or unsubstituted aryl group having 6 to 60 carbon atoms, a substituted or unsubstituted pyridyl group, substituted or unsubstituted quinolyl group, a substituted or unsubstituted alkyl group having 1 to 20 carbon atoms, or an alkoxy group having 1 to 20 carbon atoms.

[0199] Examples for each of the groups, the preferable number of carbon atoms contained in each of the groups, and preferable examples of the substituent for each of the groups are the same as those described in relation to R.

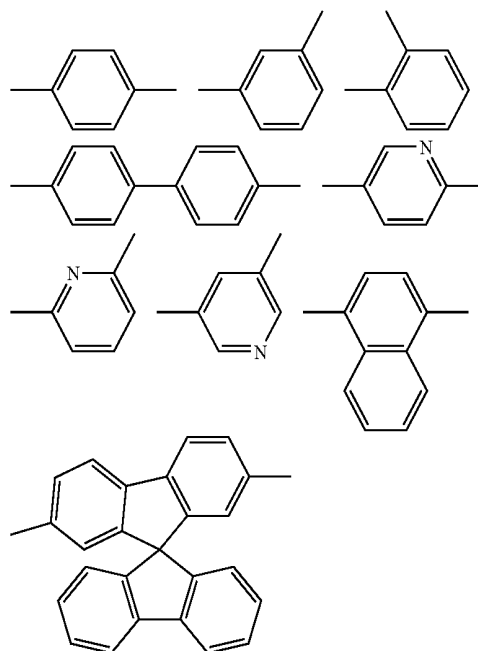
[0200] In the formulae (202) and (203), R^2 and R^3 each independently represent a hydrogen atom, a substituted or unsubstituted aryl group having 6 to 60 carbon atoms, a substituted or unsubstituted pyridyl group, substituted or unsubstituted quinolyl group, a substituted or unsubstituted alkyl group having 1 to 20 carbon atoms, or a substituted or unsubstituted alkoxy group having 1 to 20 carbon atoms.

[0201] Examples for each of the groups, the preferable number of carbon atoms contained in each of the groups, and preferable examples of the substituent for each of the groups are the same as those described in relation to R.

[0202] In the formulae (201) to (203), L represents a substituted or unsubstituted arylene group having 6 to 60 carbon atoms, a substituted or unsubstituted pyridinylene group, a substituted or unsubstituted quinolinylene group, or a substituted or unsubstituted fluorenylene group.

[0203] The arylene group having 6 to 60 carbon atoms is preferably an arylene group having 6 to 40 carbon atoms, more preferably an arylene group having 6 to 20 carbon atoms. An example of such an arylene group is a divalent group formed by removing one hydrogen atom from the aryl group having been described in relation to R. Examples of a substituent for the group represented by L are the same as those described in relation to R.

[0204] Alternatively, L is preferably a group selected from a group consisting of the following.

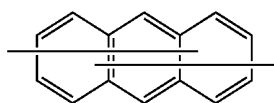


[0205] In the formulae (201), Ar^1 represents a substituted or unsubstituted arylene group having 6 to 60 carbon atoms, a substituted or unsubstituted pyridinylene group, or a substituted or unsubstituted quinolinylene group. Examples of a substituent for the groups respectively represented by Ar^1 and Ar^3 are the same as those described in relation to R.

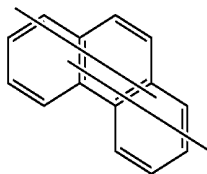
[0206] Alternatively, Ar^1 is preferably selected from a group consisting of condensed cyclic groups respectively represented by the following formulae (101) to (110).



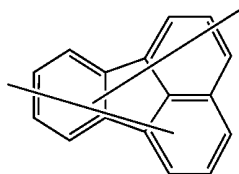
-continued



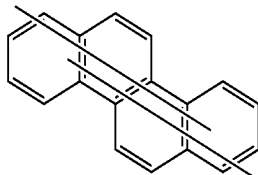
(103)



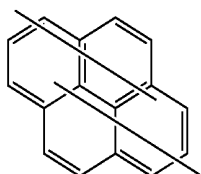
(104)



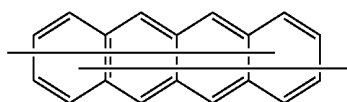
(105)



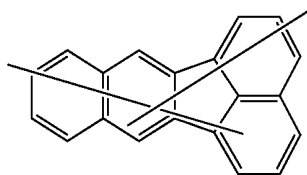
(106)



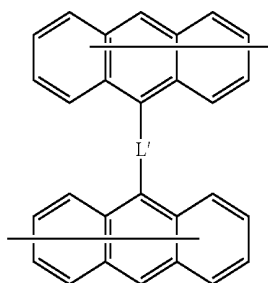
(107)



(108)



(109)

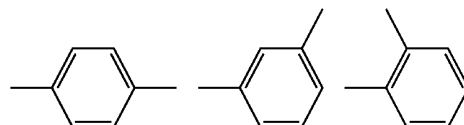


(110)

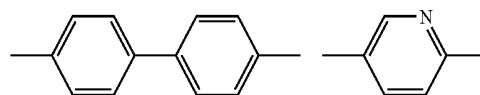
[0207] In the formulae (101) to (110), the condensed rings each may be linked with a link group formed of a halogen atom, a substituted or unsubstituted alkyl group having 1 to 20 carbon atoms, a substituted or unsubstituted alkoxy group having 1 to 20 carbon atoms, a substituted or unsubstituted aryloxy group having 6 to 40 carbon atoms, a substituted or unsubstituted aryl group having 6 to 40 carbon atoms or a substituted or unsubstituted heteroaryl group having 3 to 40

carbon atoms. When the rings each is linked with plural link groups, the plural link groups may be mutually the same or different. Examples for each of the groups are the same as those described above.

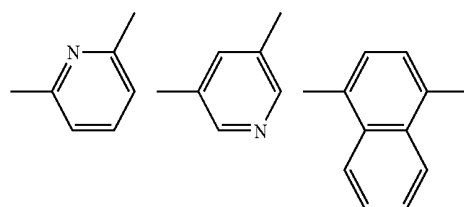
[0208] In the formula (110), L' represents a single bond or a group selected from a group consisting of the following.



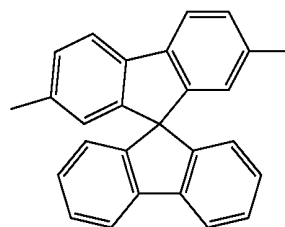
(111)



(112)

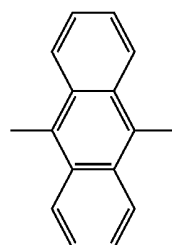


(113)

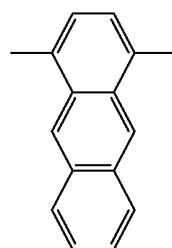


(114)

[0209] The structure of Ar¹ represented by the formula (103) is preferably a condensed cyclic group represented by any one of the following formulae (111) to (125).

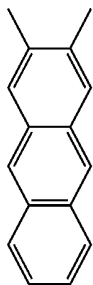


(111)

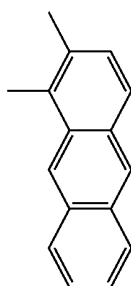


(112)

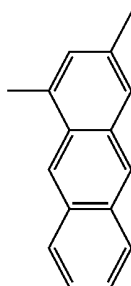
-continued



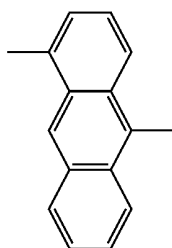
(113)



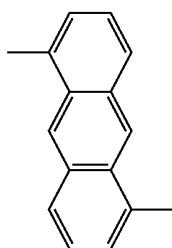
(114)



(115)

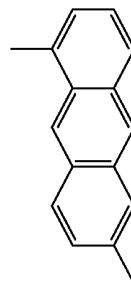


(116)

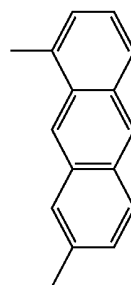


(117)

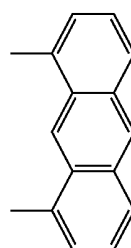
-continued



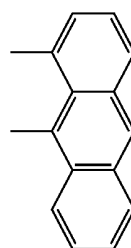
(118)



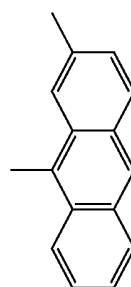
(119)



(120)

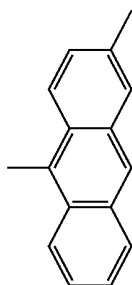


(121)

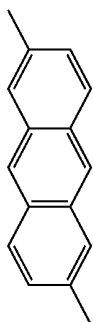


(122)

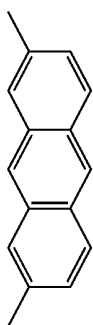
-continued



(123)



(124)



(125)

[0210] In the formulae (111) to (125), the condensed rings each may be linked with a link group formed of a halogen atom, a substituted or unsubstituted alkyl group having 1 to 20 carbon atoms, a substituted or unsubstituted alkoxy group having 1 to 20 carbon atoms, a substituted or unsubstituted aryloxy group having 6 to 40 carbon atoms, a substituted or unsubstituted aryl group having 6 to 40 carbon atoms or a substituted or unsubstituted heteroaryl group having 3 to 40 carbon atoms. When the rings each is linked with plural link groups, the plural link groups may be mutually the same or different. Examples for each of the groups are the same as those described above.

[0211] In the formula (201), Ar^2 represents a substituted or unsubstituted aryl group having 6 to 60 carbon atoms, a substituted or unsubstituted pyridyl group, substituted or unsubstituted quinolyl group, a substituted or unsubstituted alkyl group having 1 to 20 carbon atoms, or a substituted or unsubstituted alkoxy group having 1 to 20 carbon atoms.

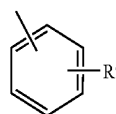
[0212] Examples for each of the groups, the preferable number of carbon atoms contained in each of the groups, and preferable examples of the substituent for each of the groups are the same as those described in relation to R.

[0213] In the formulae (202) and (203), Ar^3 represents a substituted or unsubstituted aryl group having 6 to 60 carbon atoms, a substituted or unsubstituted pyridyl group, a substituted or unsubstituted quinolyl group, a substituted or unsub-

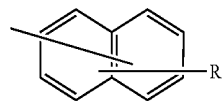
stituted alkyl group having 1 to 20 carbon atoms, a substituted or unsubstituted alkoxy group having 1 to 20 carbon atoms, or a group represented by $-\text{Ar}^1-\text{Ar}^2$ (Ar^1 and Ar^2 may be the same as the above).

[0214] Examples for each of the groups, the preferable number of carbon atoms contained in each of the groups, and preferable examples of the substituent for each of the groups are the same as those described in relation to R.

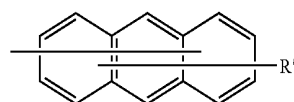
[0215] Alternatively, Ar^3 is preferably selected from a group consisting of condensed cyclic groups respectively represented by the following formulae (126) to (135).



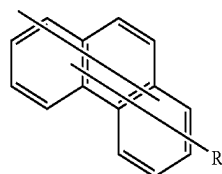
(126)



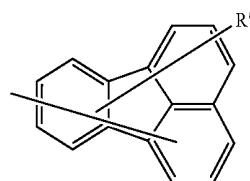
(127)



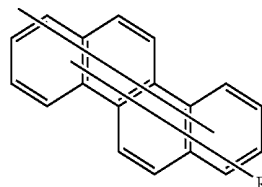
(128)



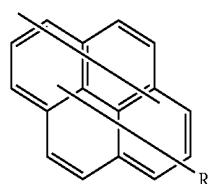
(129)



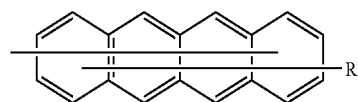
(130)



(131)

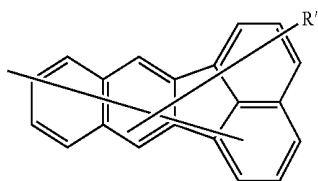


(132)

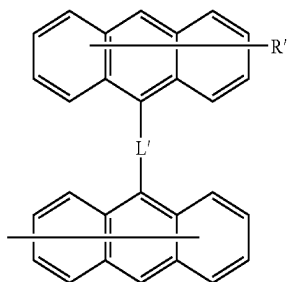


(133)

-continued



(134)



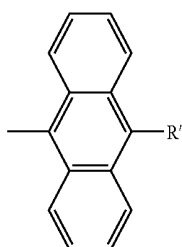
(135)

[0216] In the formulae (126) to (135), the condensed rings each may be linked with a link group formed of a halogen atom, a substituted or unsubstituted alkyl group having 1 to 20 carbon atoms, a substituted or unsubstituted alkoxy group having 1 to 20 carbon atoms, a substituted or unsubstituted aryloxy group having 6 to 40 carbon atoms, a substituted or unsubstituted aryl group having 6 to 40 carbon atoms or a substituted or unsubstituted heteroaryl group having 3 to 40 carbon atoms. When the rings each is linked with plural link groups, the plural link groups may be mutually the same or different. Examples for each of the groups are the same as those described above.

[0217] In the formula (135), L' represents the same as the above.

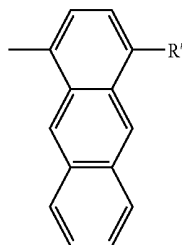
[0218] In the formulae (126) to (135), R' represents a hydrogen atom, a substituted or unsubstituted alkyl group having 1 to 20 carbon atoms, a substituted or unsubstituted aryl group having 6 to 40 carbon atoms, or substituted or unsubstituted heteroaryl group having 3 to 40 carbon atoms. Examples for each of the groups are the same as those described above.

[0219] A structure represented by the formula (128), which is an example of Ar³, is preferably a condensed cyclic group represented by any one of the following formulae (136) to (158).

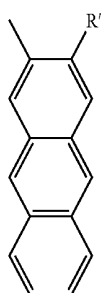


(136)

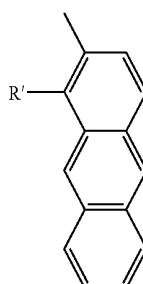
-continued



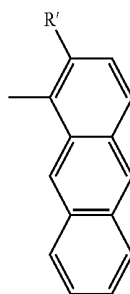
(137)



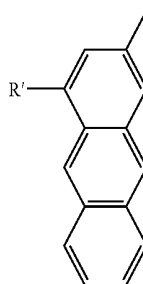
(138)



(139)

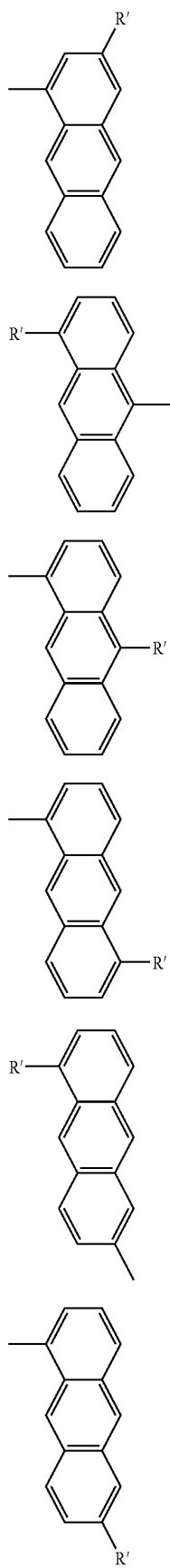


(140)



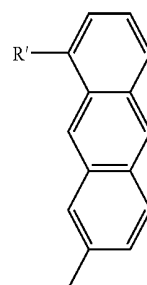
(141)

-continued



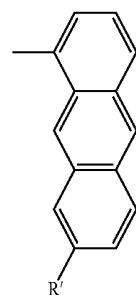
-continued

(142)



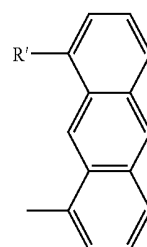
(148)

(143)



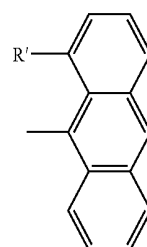
(149)

(144)



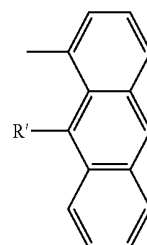
(150)

(145)



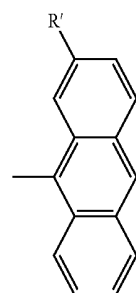
(151)

(146)



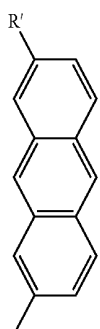
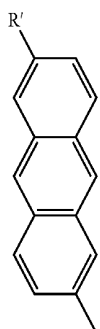
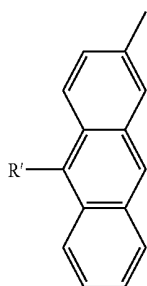
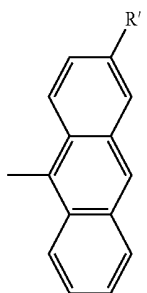
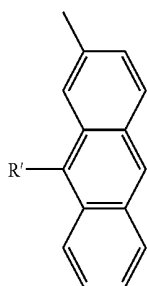
(152)

(147)



(153)

-continued



(154)

(155)

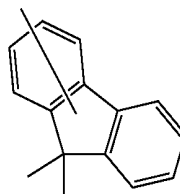
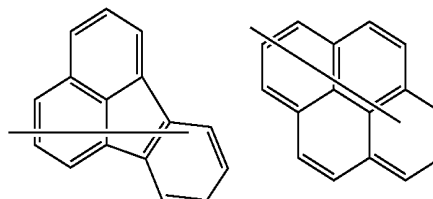
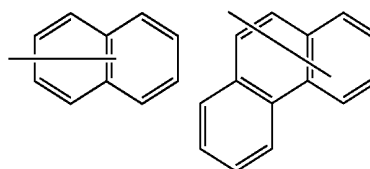
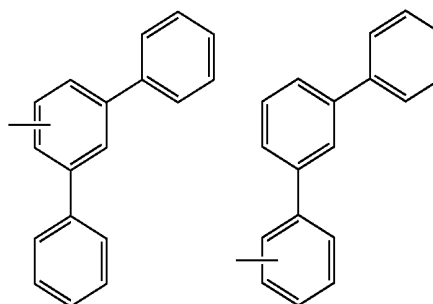
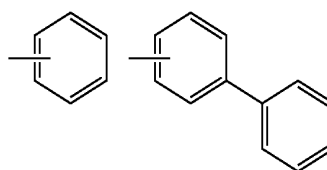
(156)

(157)

(158)

atom, a substituted or unsubstituted alkyl group having 1 to 20 carbon atoms, a substituted or unsubstituted alkoxy group having 1 to 20 carbon atoms, a substituted or unsubstituted aryloxy group having 6 to 40 carbon atoms, a substituted or unsubstituted aryl group having 6 to 40 carbon atoms or a substituted or unsubstituted heteroaryl group having 3 to 40 carbon atoms. When the rings each is linked with plural link groups, the plural link groups may be mutually the same or different. Examples for each of the groups are the same as those described above. R' is the same as the above.

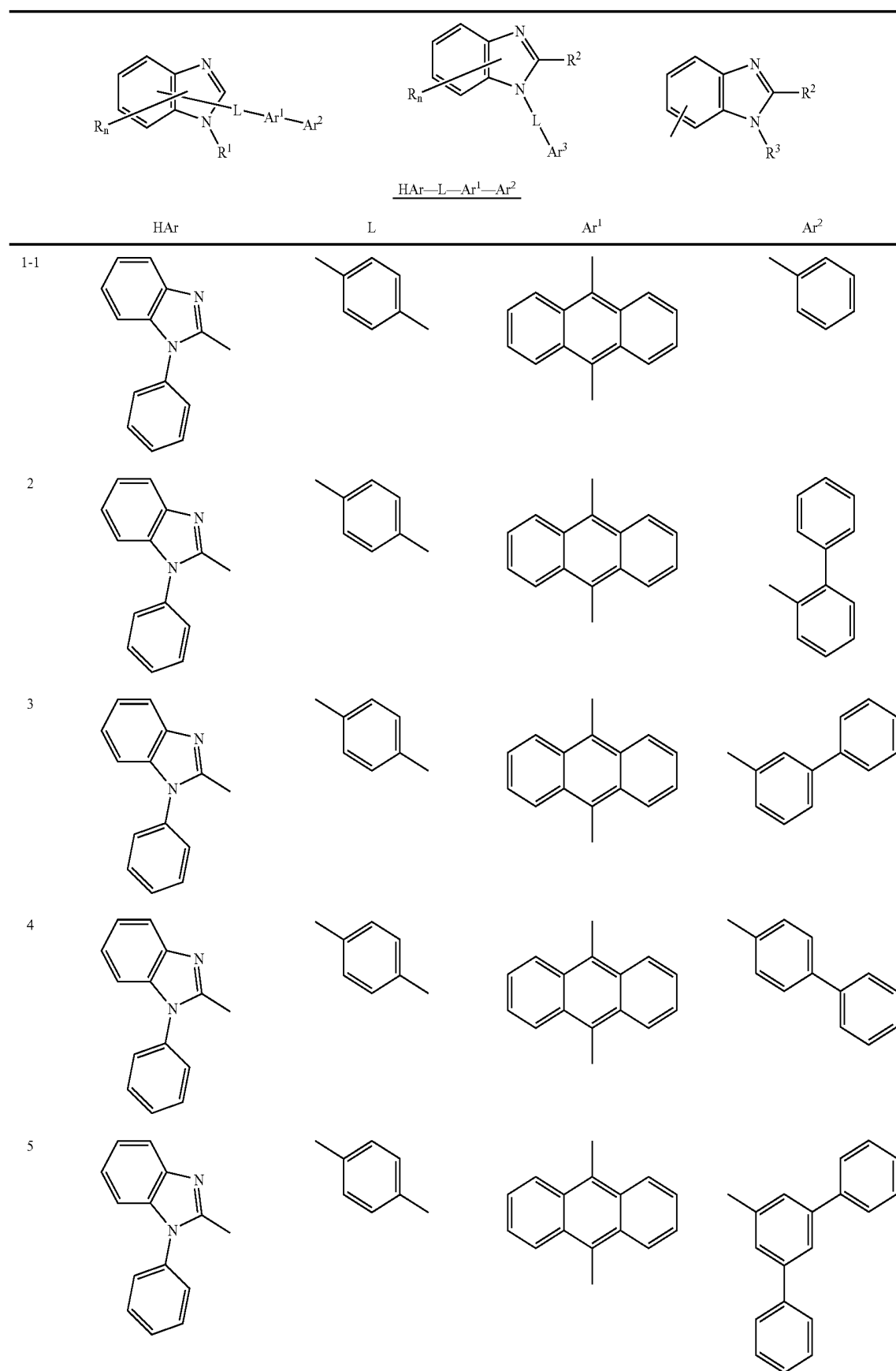
[0221] Alternatively, Ar² and Ar³ each independently are preferably a group selected from a group consisting of the following.



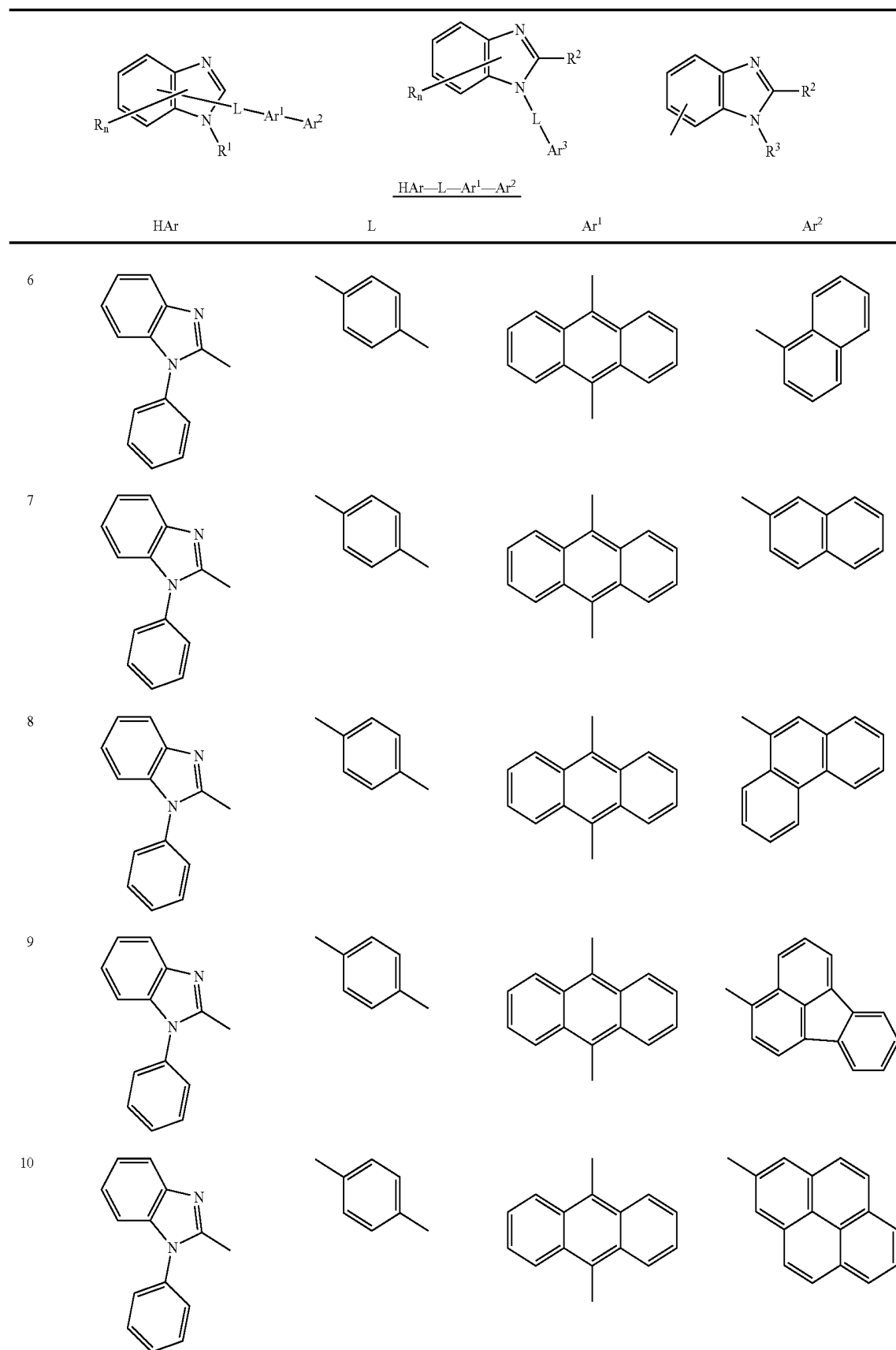
[0222] Examples of the nitrogen-containing heterocyclic derivative represented by any one of the general formulae (201) to (203) according to the present invention will be shown below. However, the present invention is not limited to the exemplary compounds shown below.

[0223] In the chart shown below, HAr represents any one of structures represented by the formulae (201) to (203).

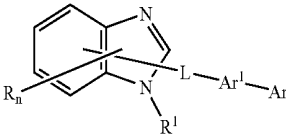
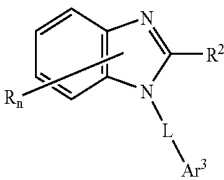
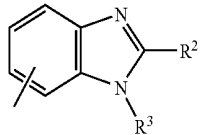
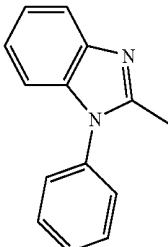
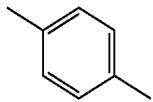
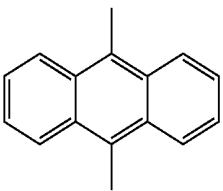
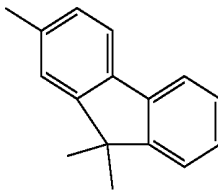
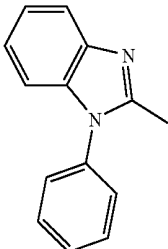
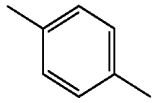
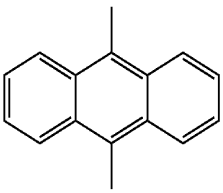
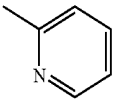
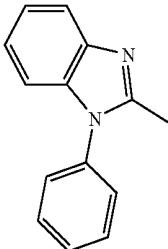
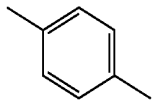
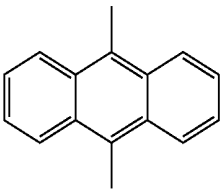
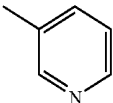
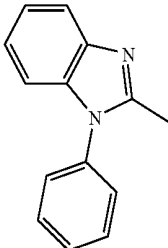
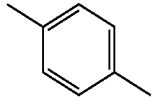
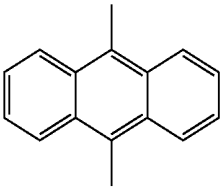
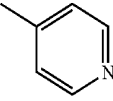
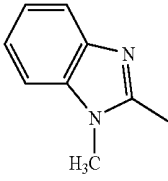
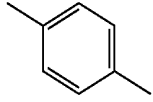
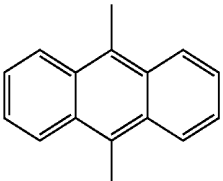
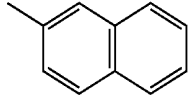
[0220] In the formulae (136) to (158), the condensed rings each may be linked with a link group formed of a halogen



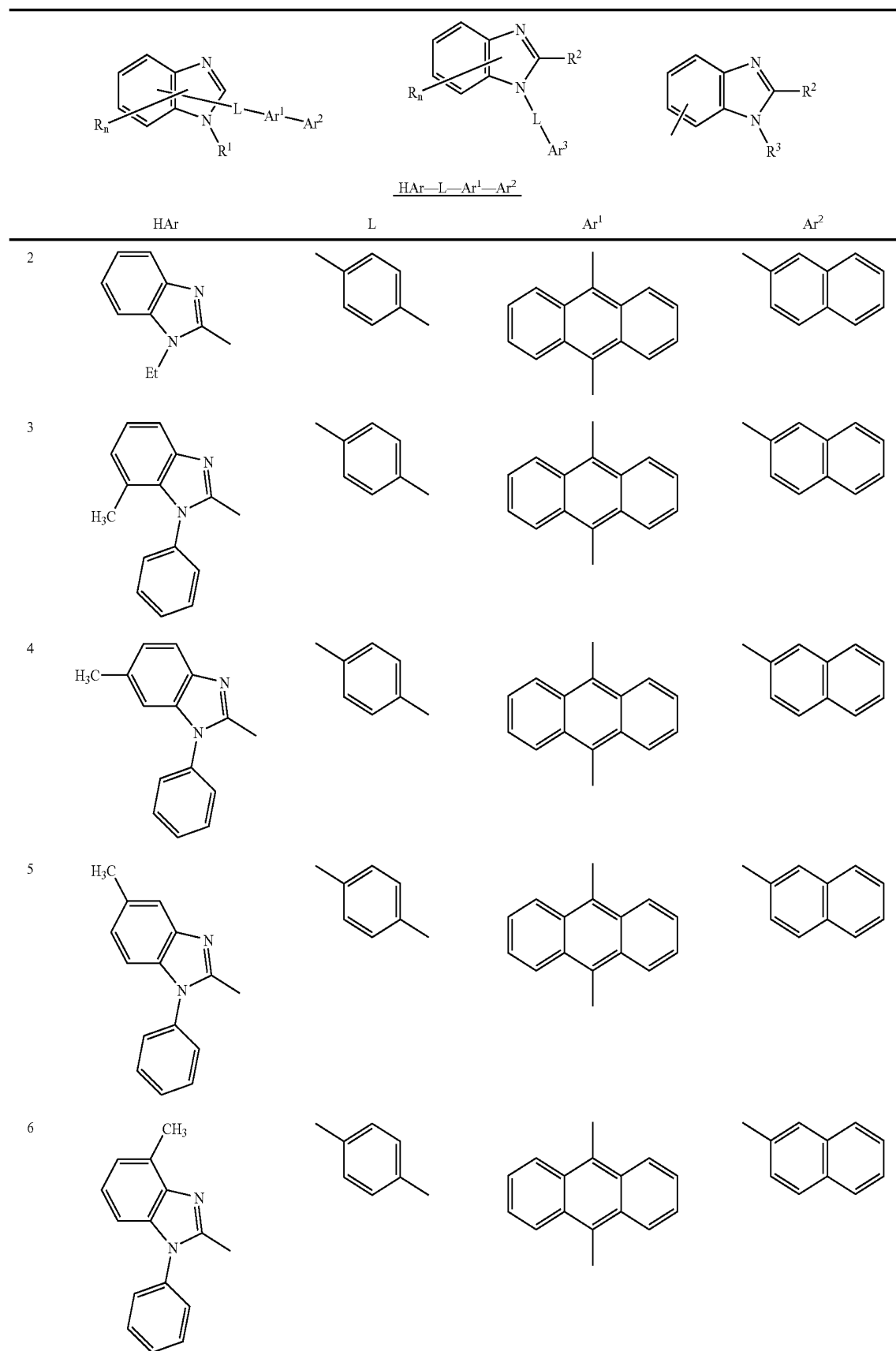
-continued



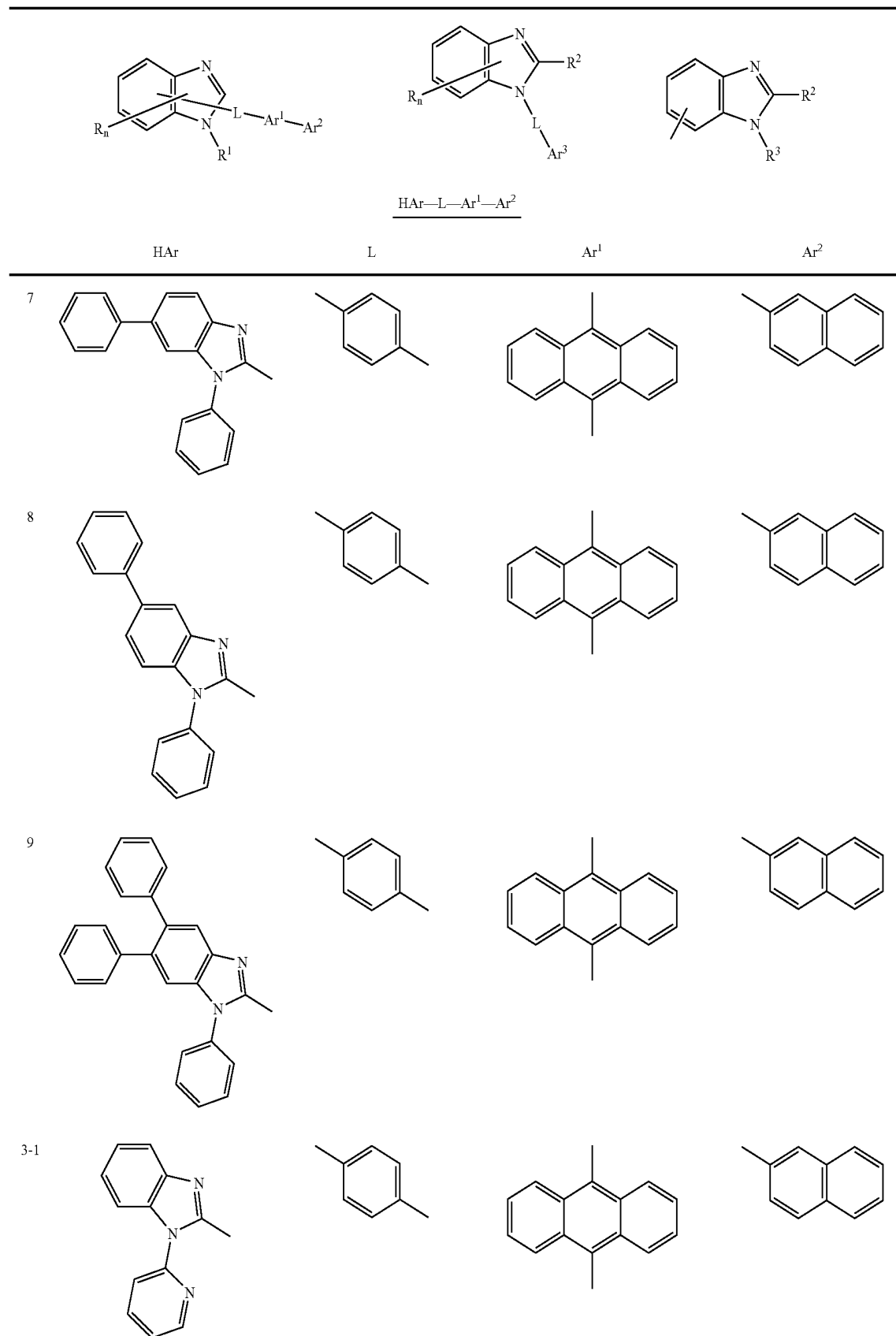
-continued

				
	<u>HAr—L—Ar¹—Ar²</u>			
	HAr	L	Ar ¹	Ar ²
11				
12				
13				
14				
2-1				

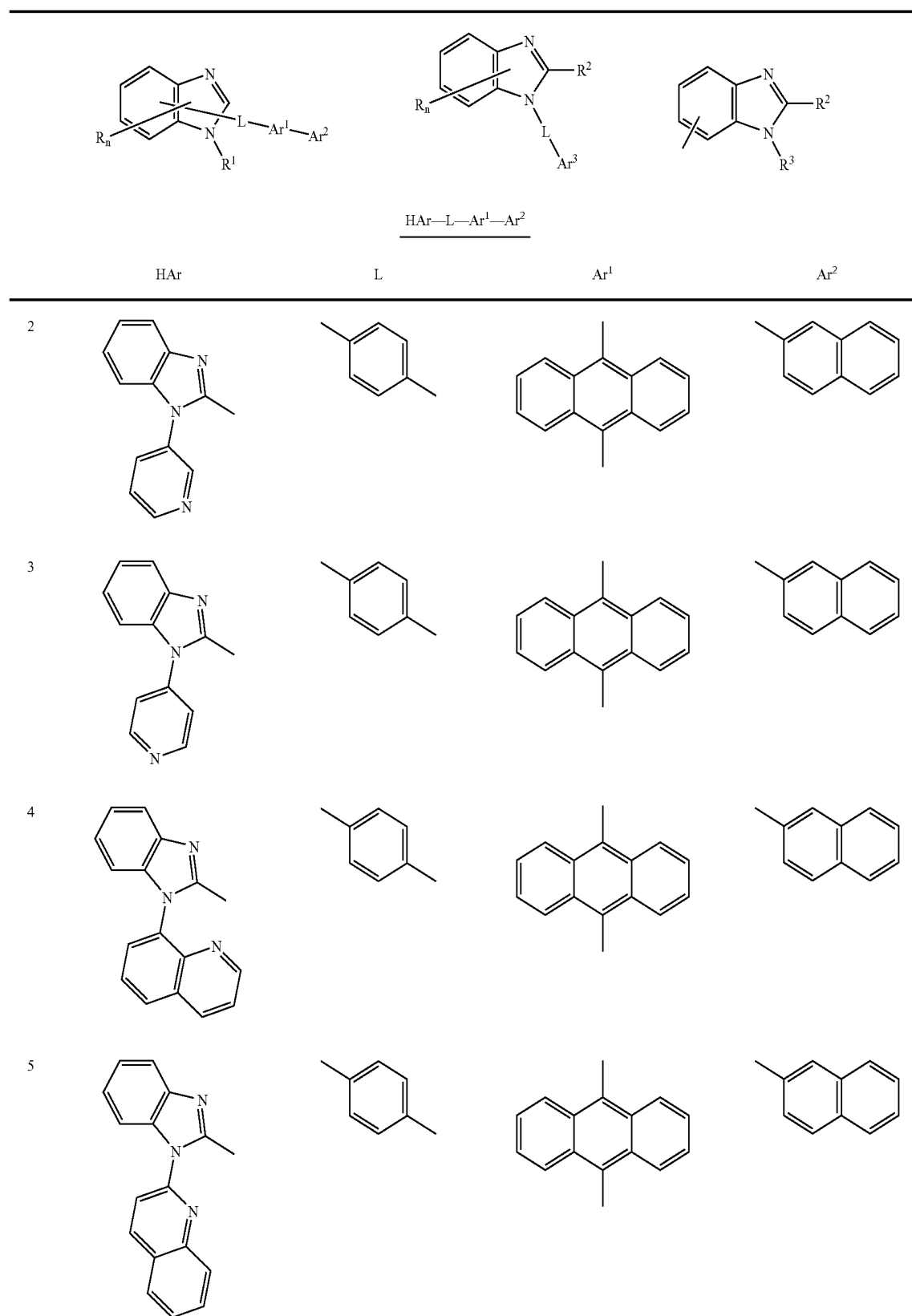
-continued



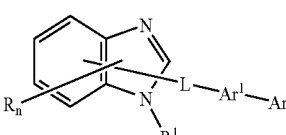
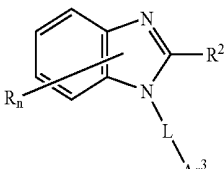
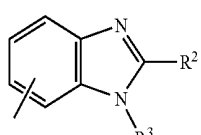
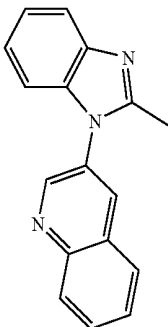
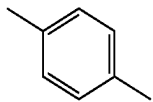
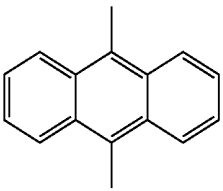
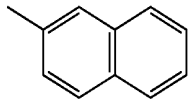
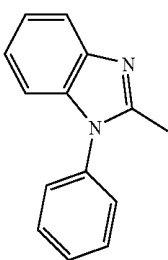

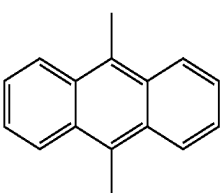
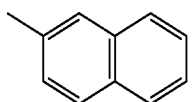
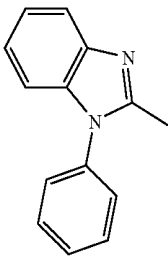
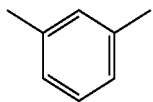
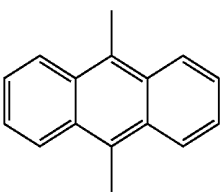
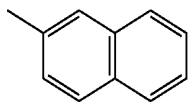
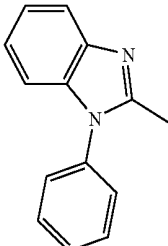
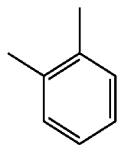
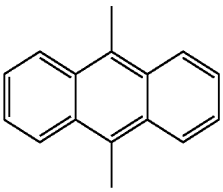
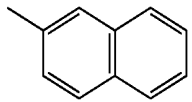
-continued



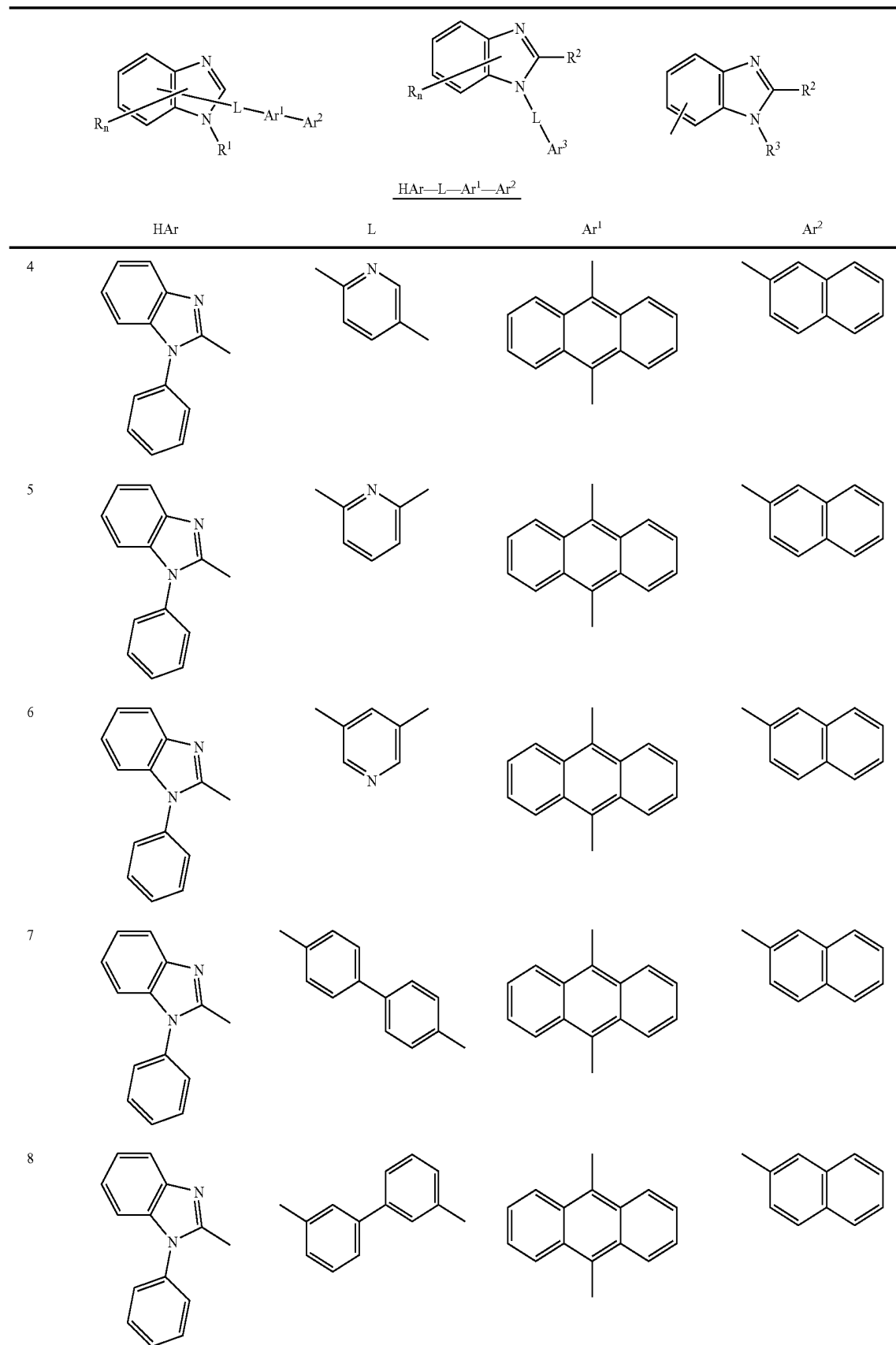
-continued



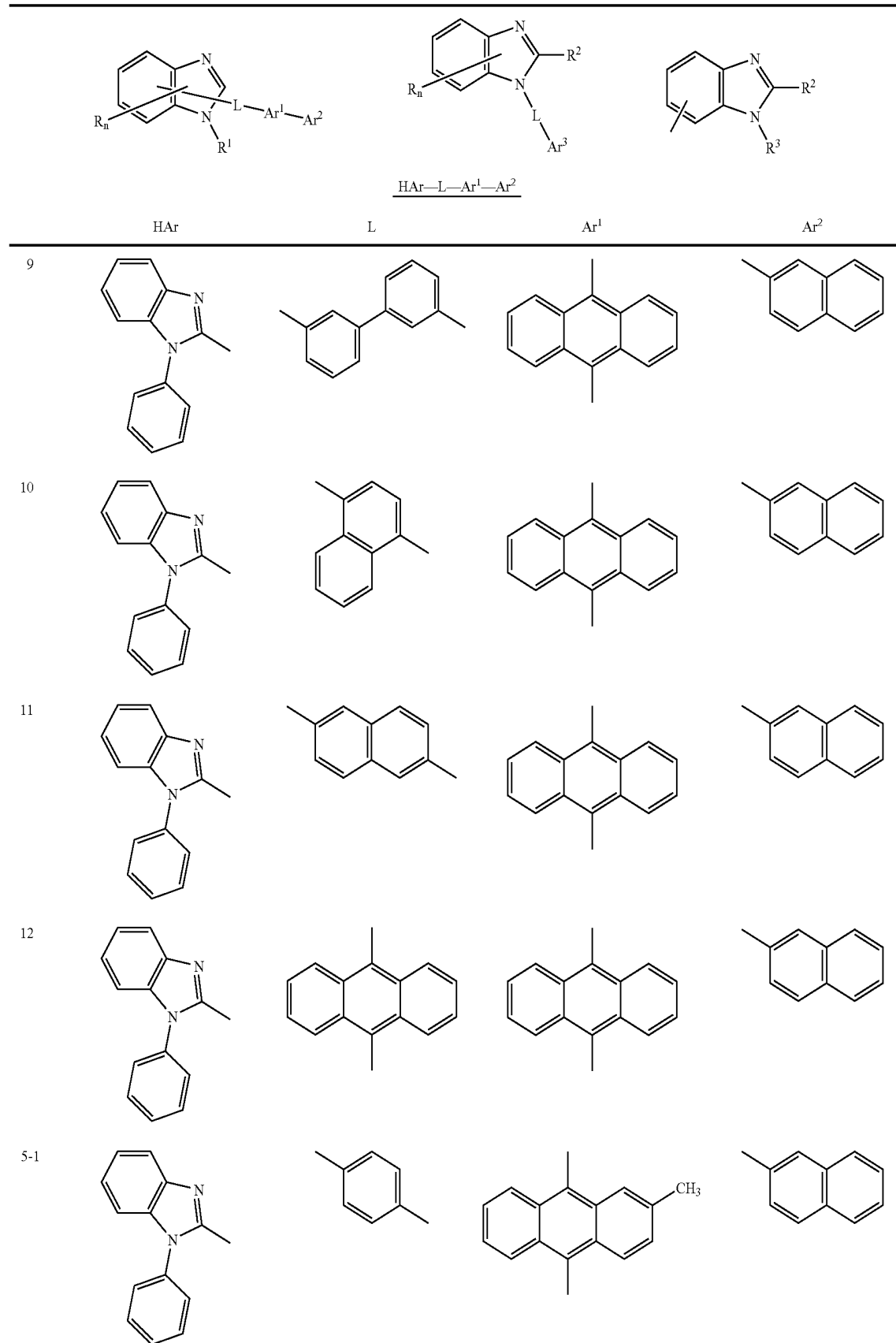
-continued

				
	<u>HAr—L—Ar¹—Ar²</u>			
	HAr	L	Ar ¹	Ar ²
6				
4-1				
2				
3				

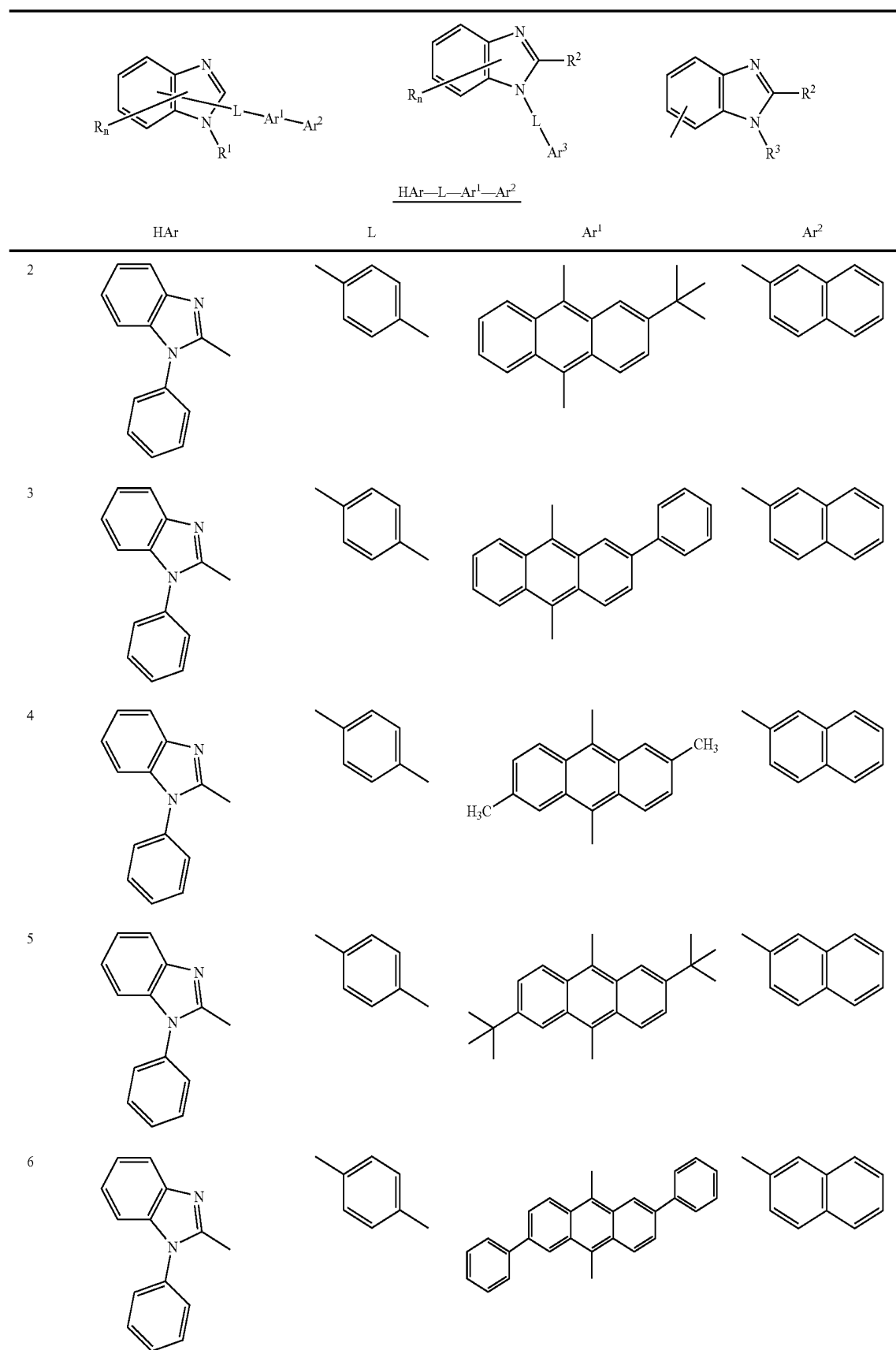
-continued



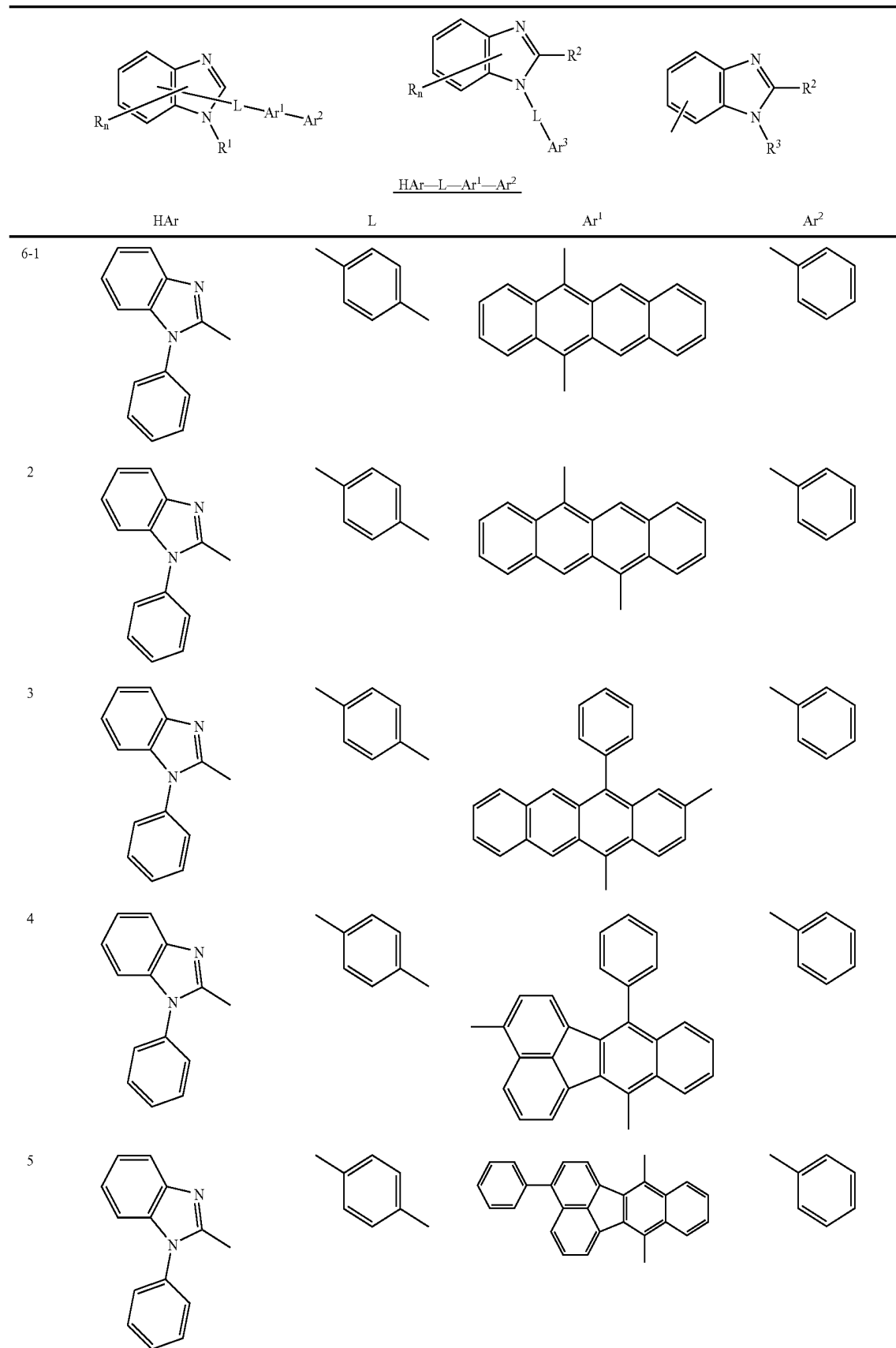
-continued



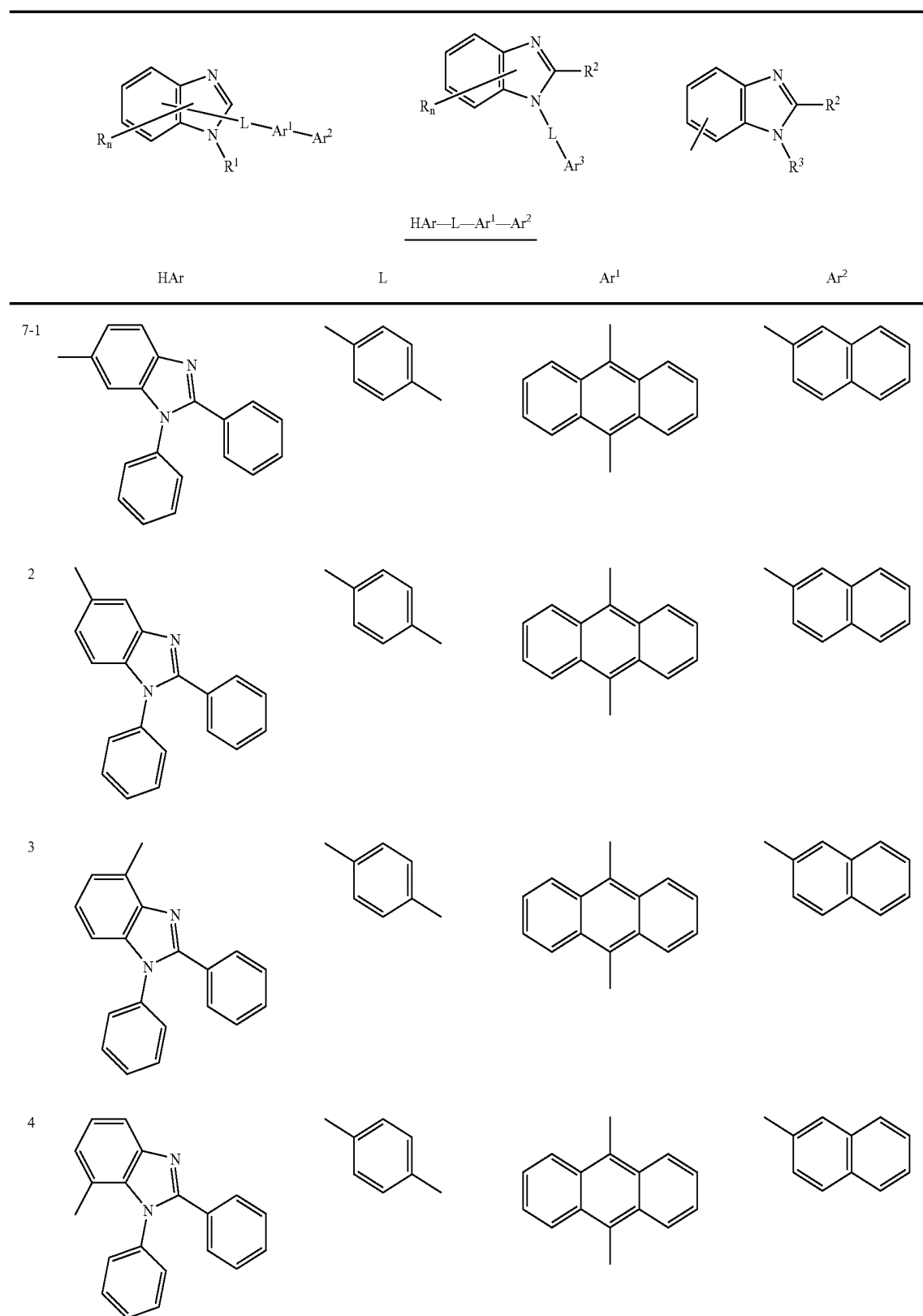
-continued



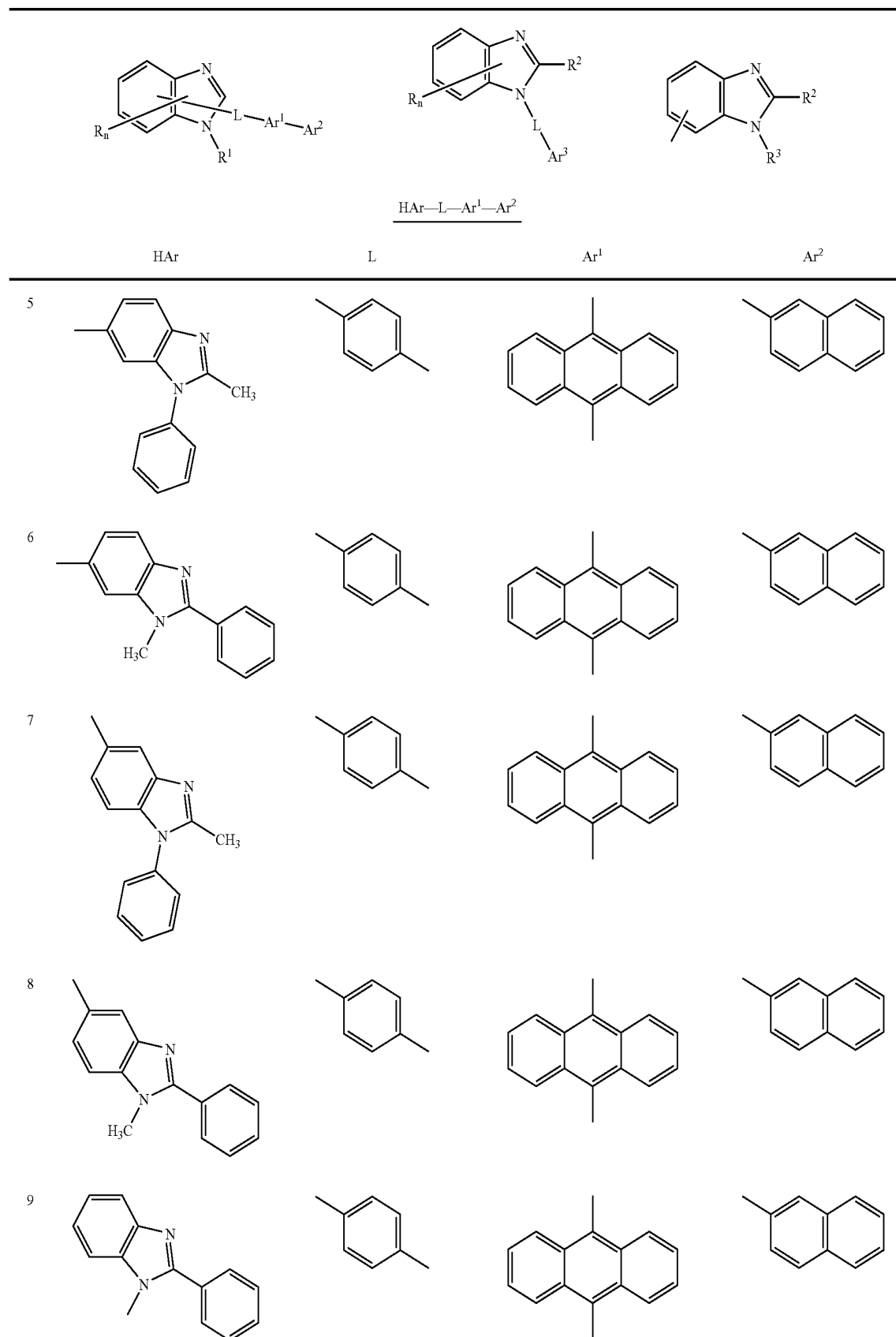
-continued



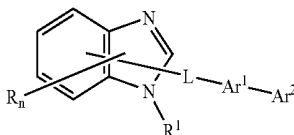
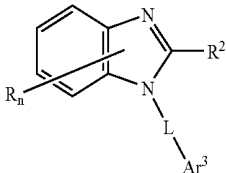
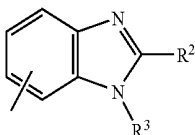
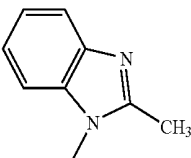
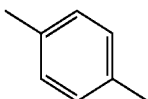
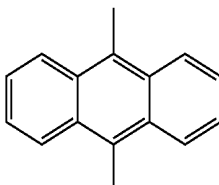
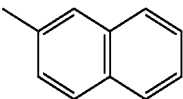
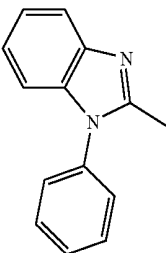
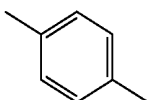
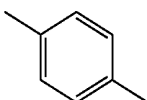
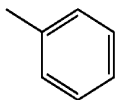
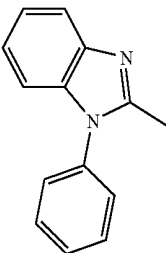
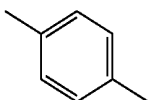
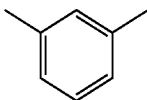
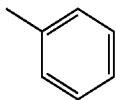
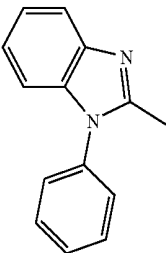
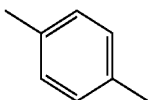
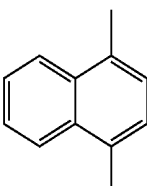
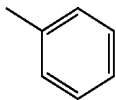
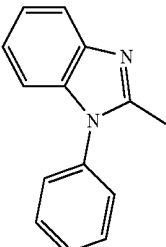
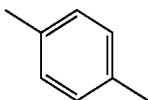
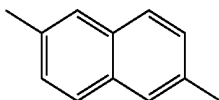
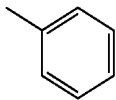
-continued



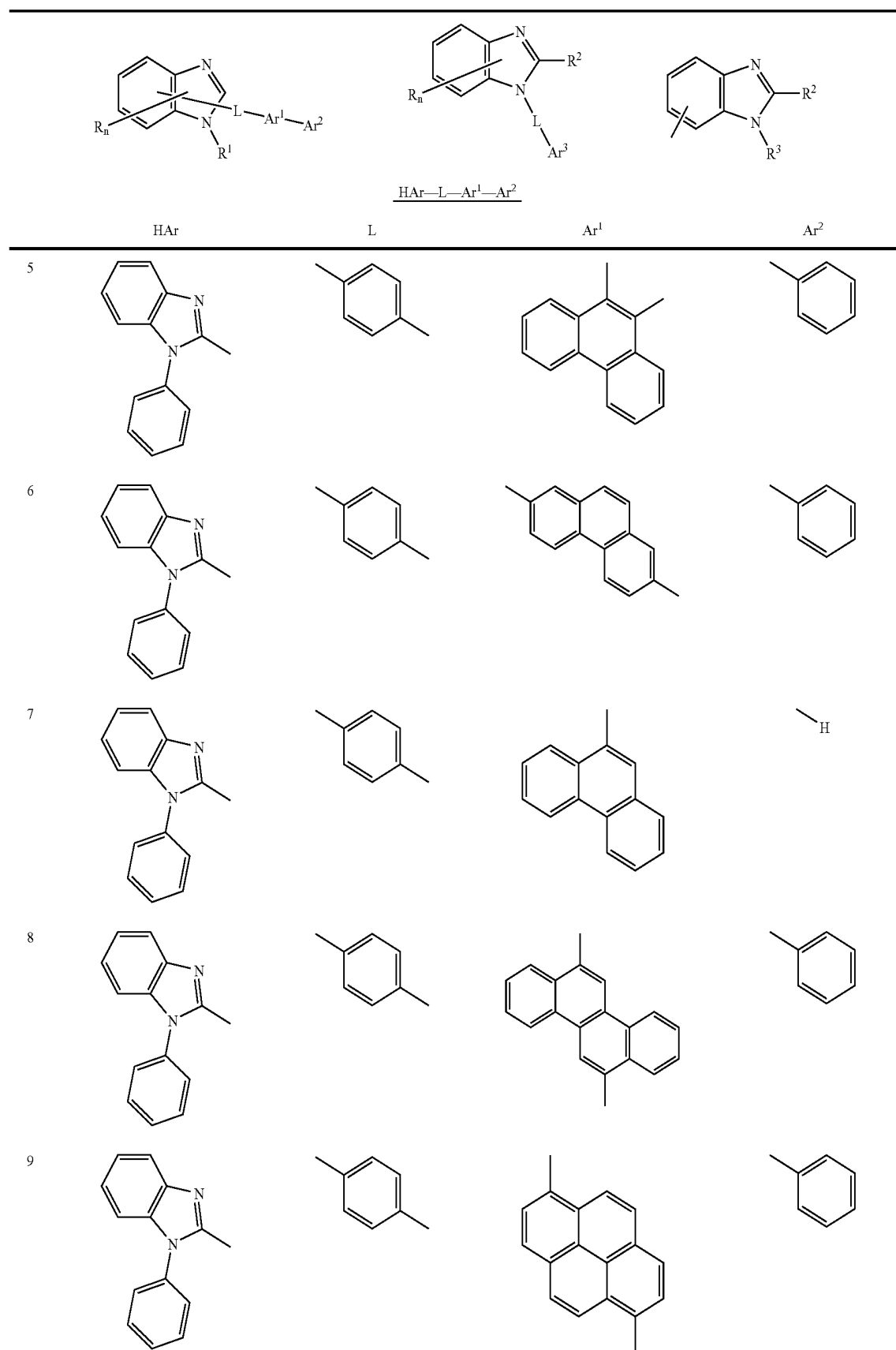
-continued



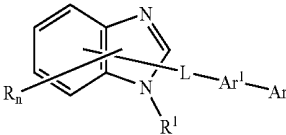
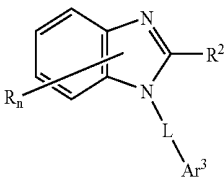
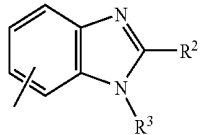
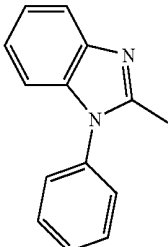
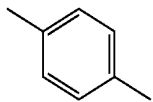
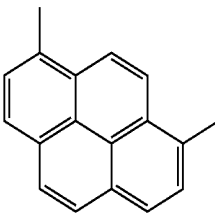
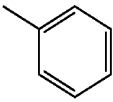
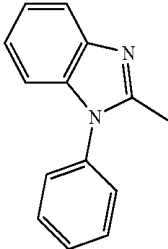
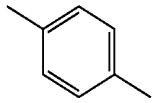
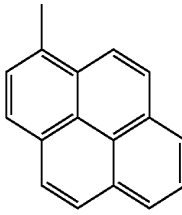

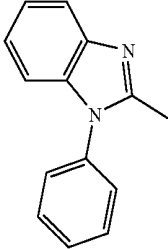
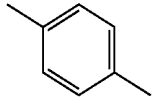
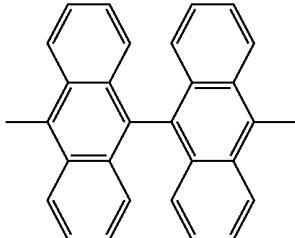
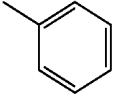
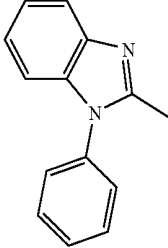
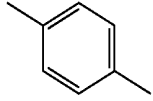
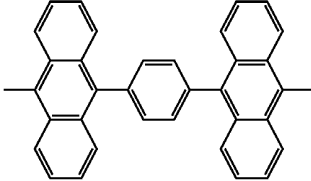
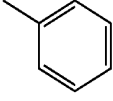
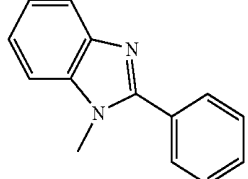
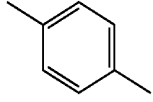
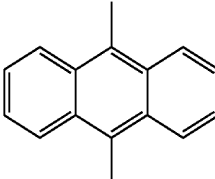
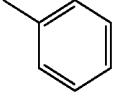
-continued

				
	<u>HAr—L—Ar¹—Ar²</u>			
	HAr	L	Ar ¹	Ar ²
10				
8-1				
2				
3				
4				

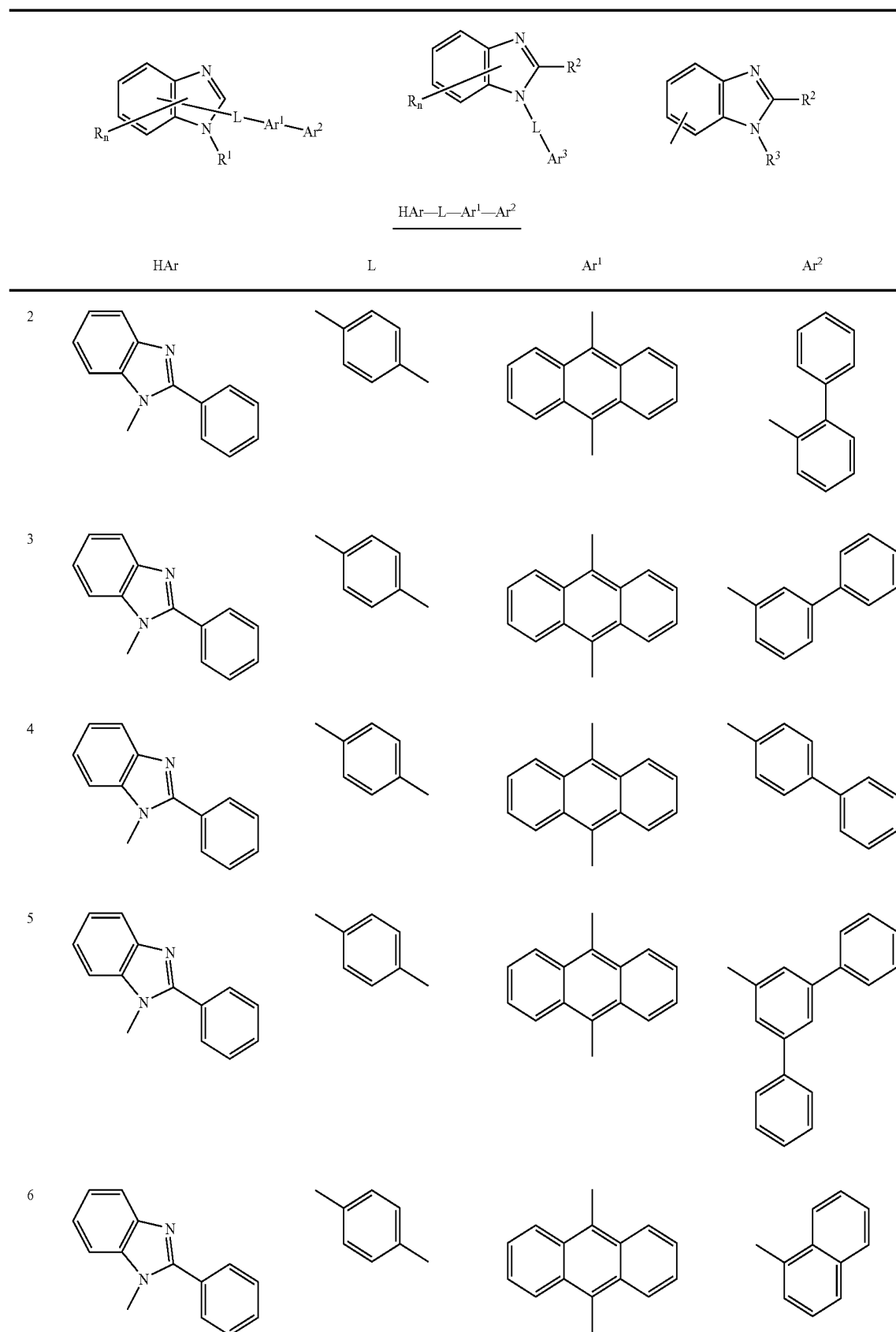
-continued



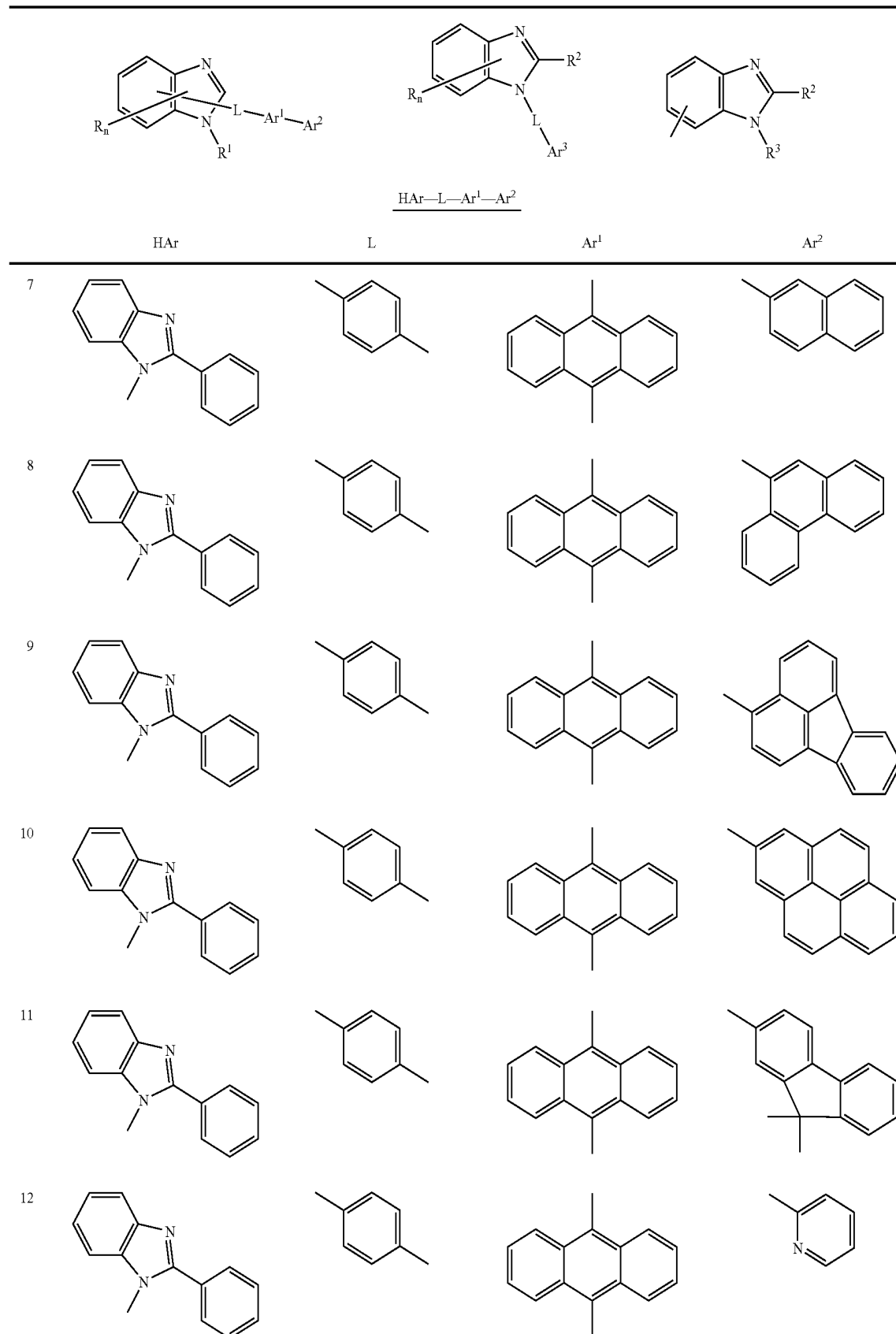
-continued

				
	<u>HAr—L—Ar¹—Ar²</u>			
	HAr	L	Ar ¹	Ar ²
10				
11				
12				
13				
9-1				

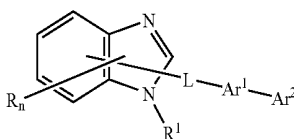
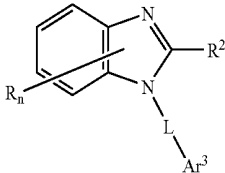
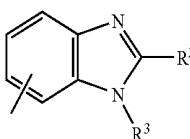
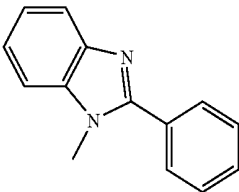
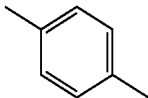
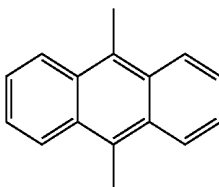
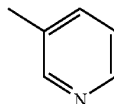
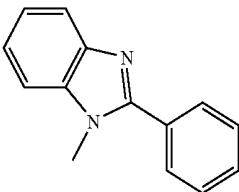
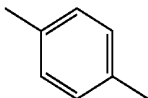
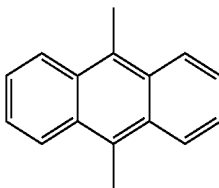
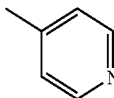
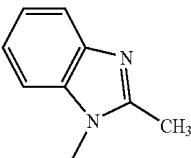
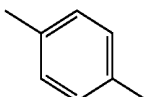
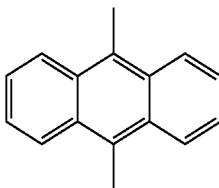
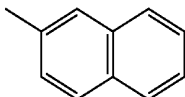
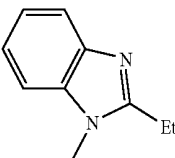
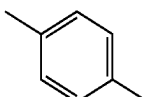
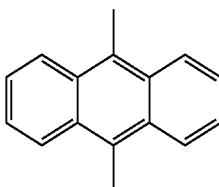
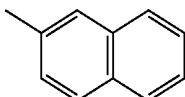
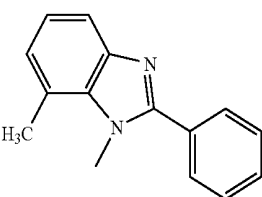
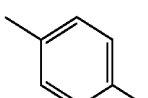
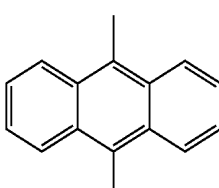
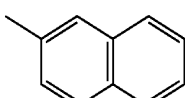
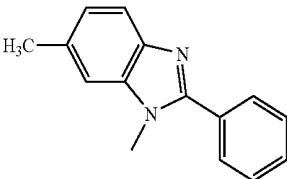
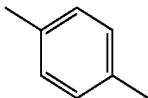
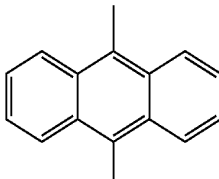
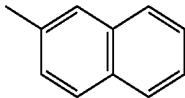
-continued



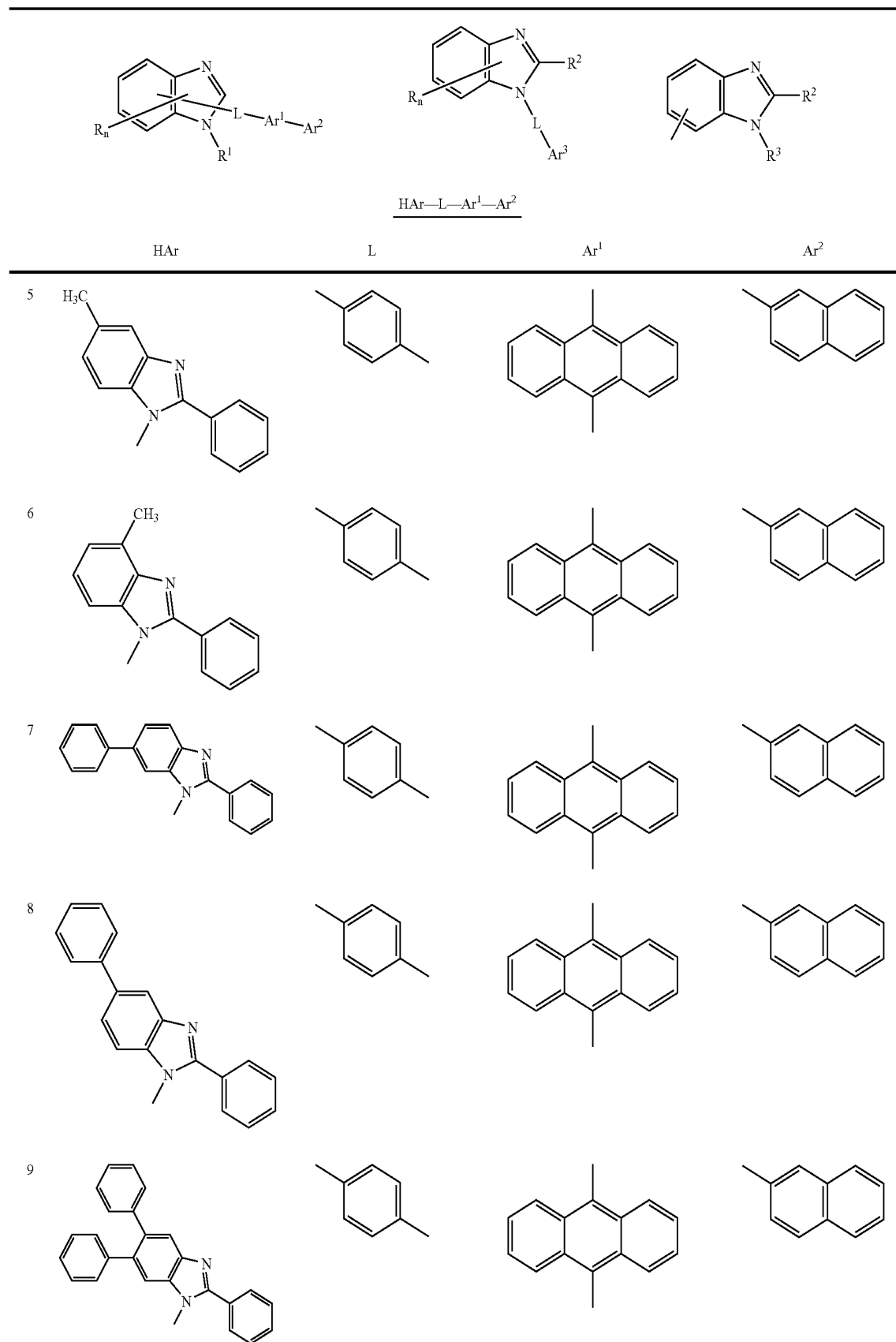
-continued



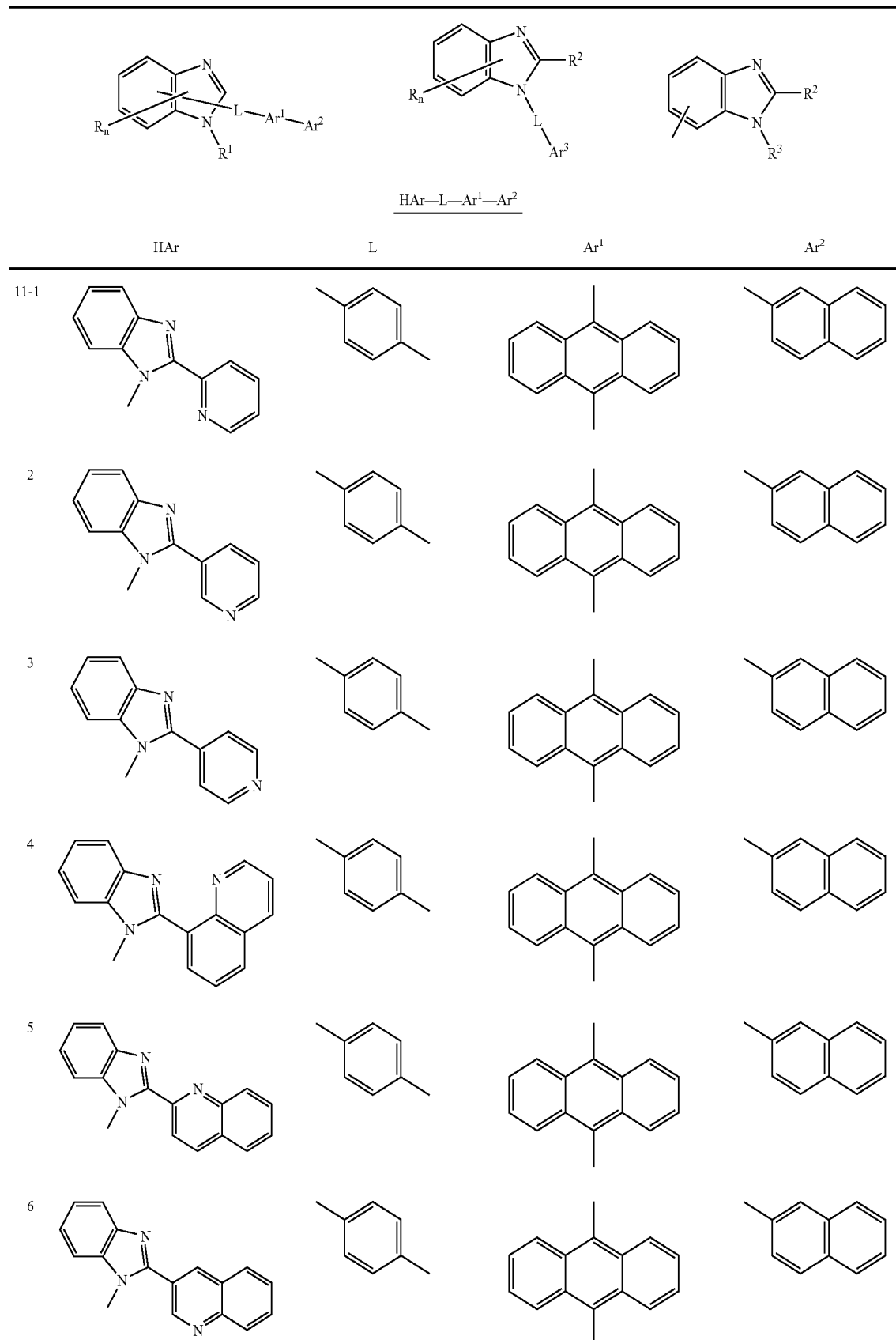
-continued

				
	HAr	L	Ar^1	Ar^2
13				
14				
10-1				
2				
3				
4				

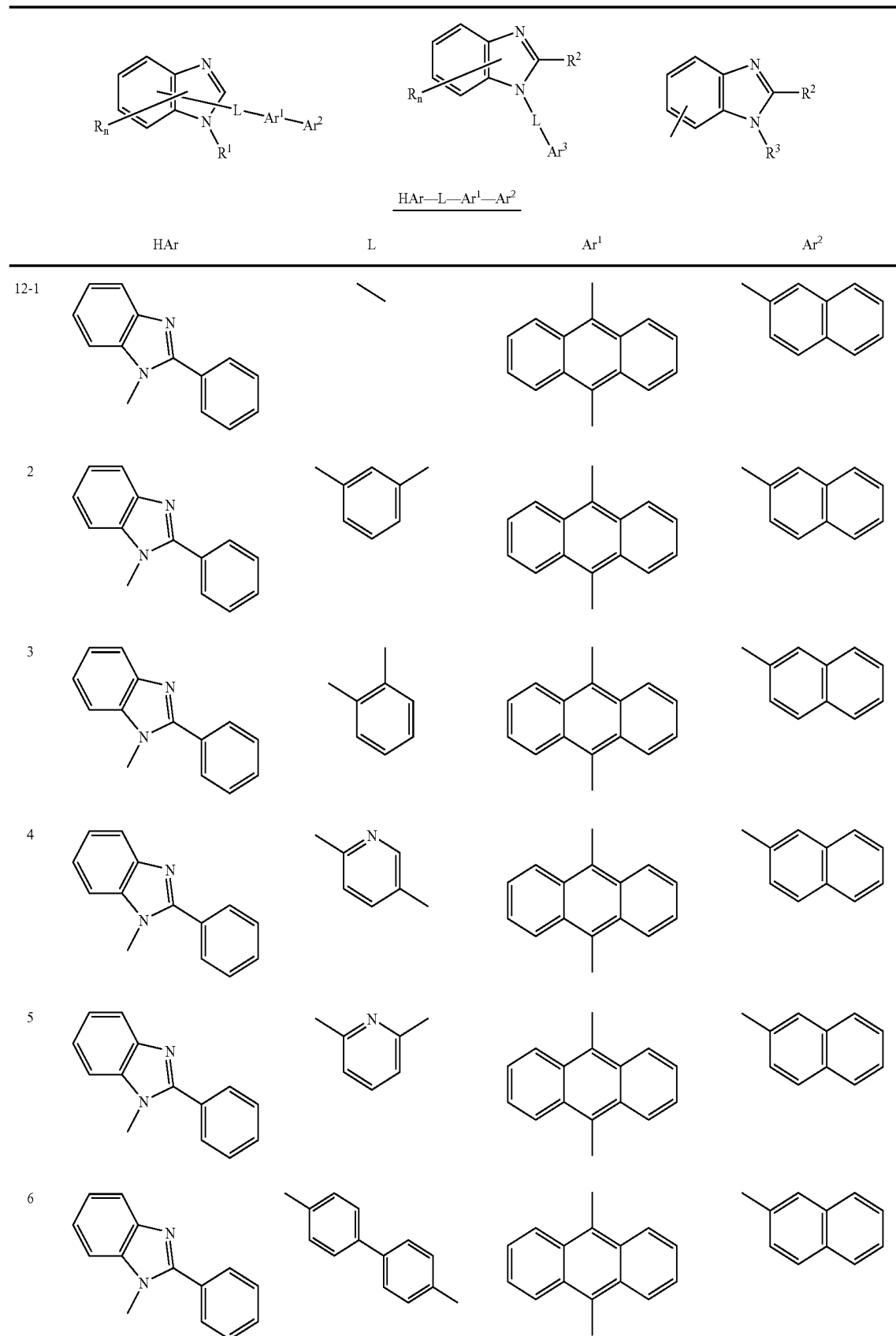
-continued



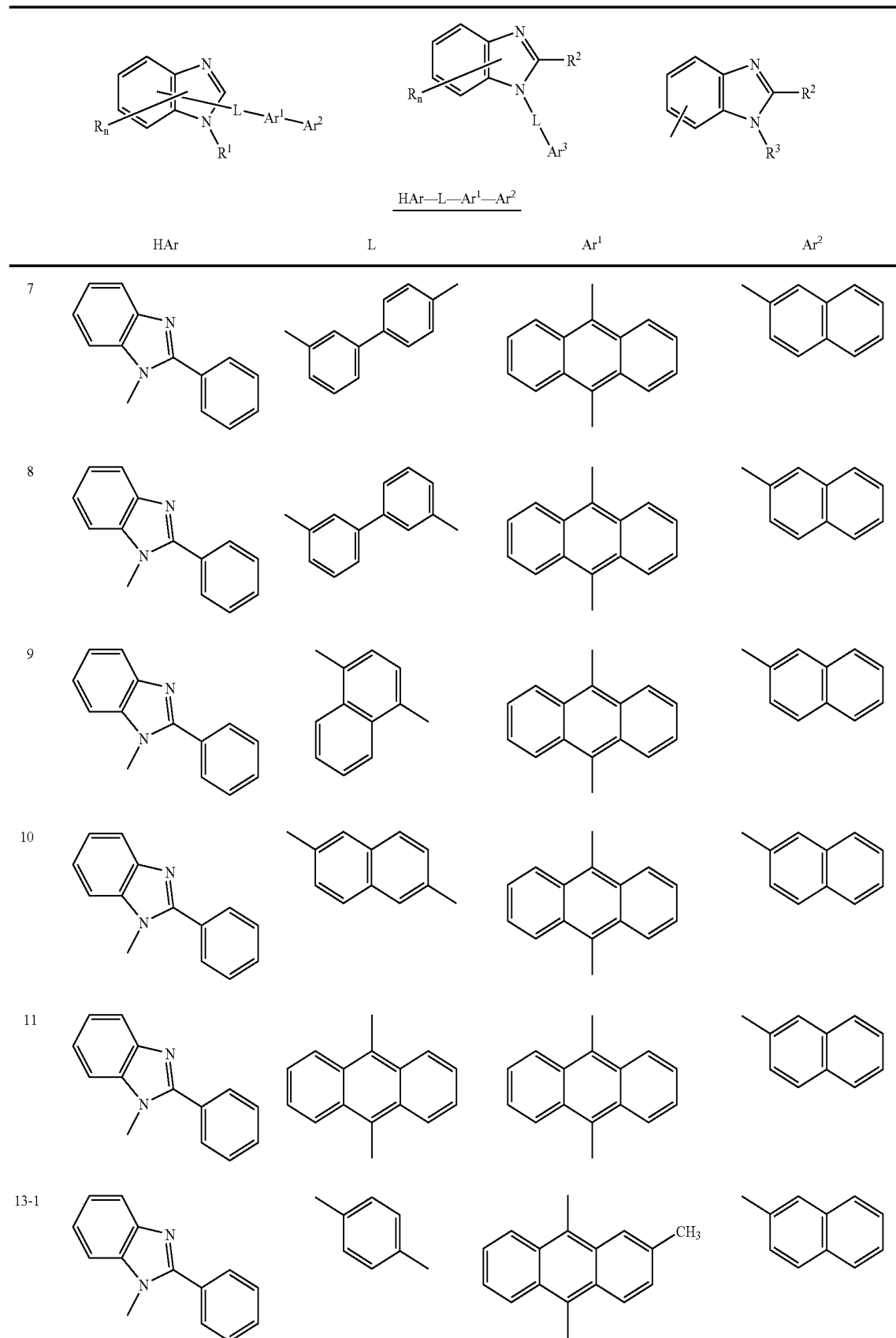
-continued



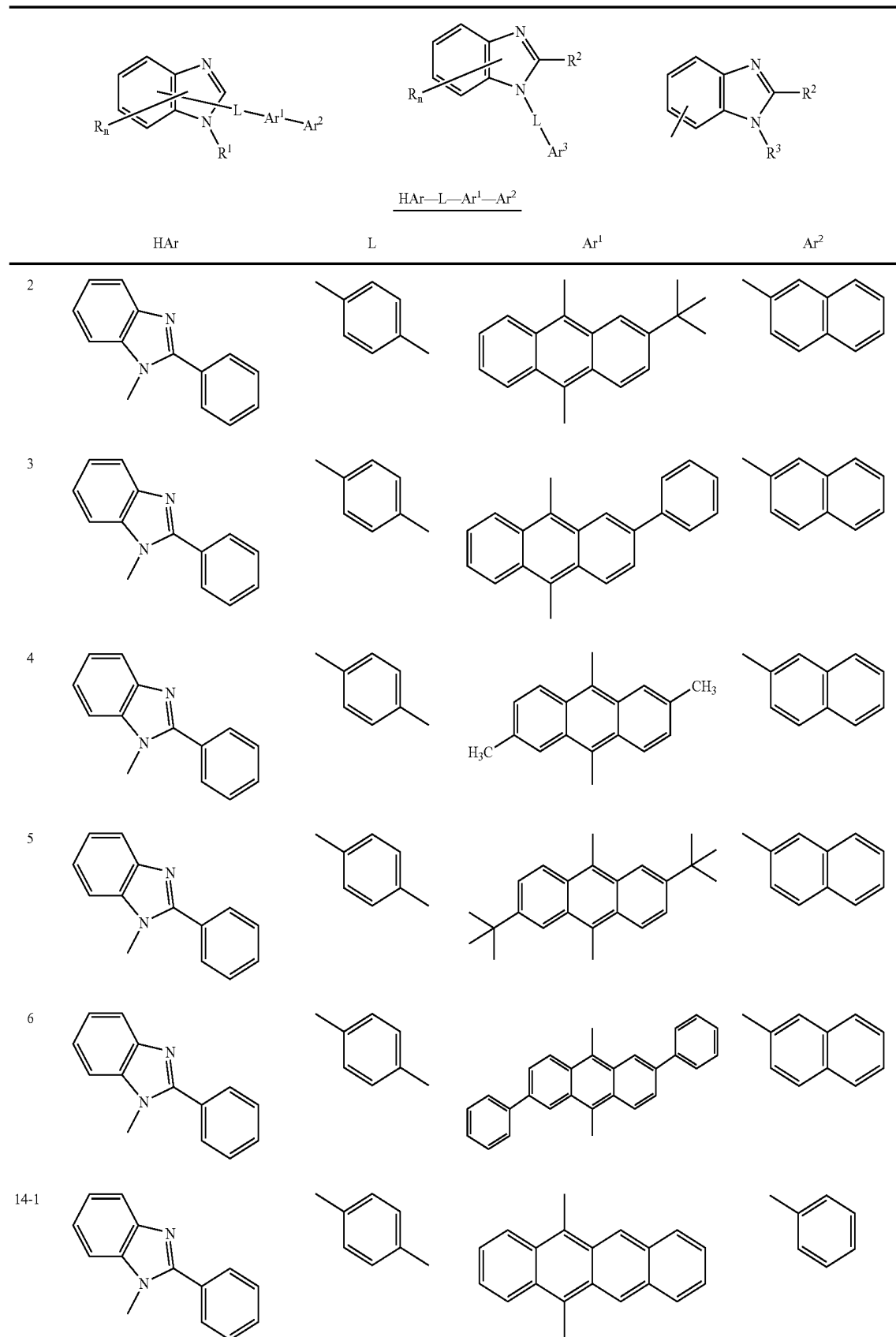
-continued



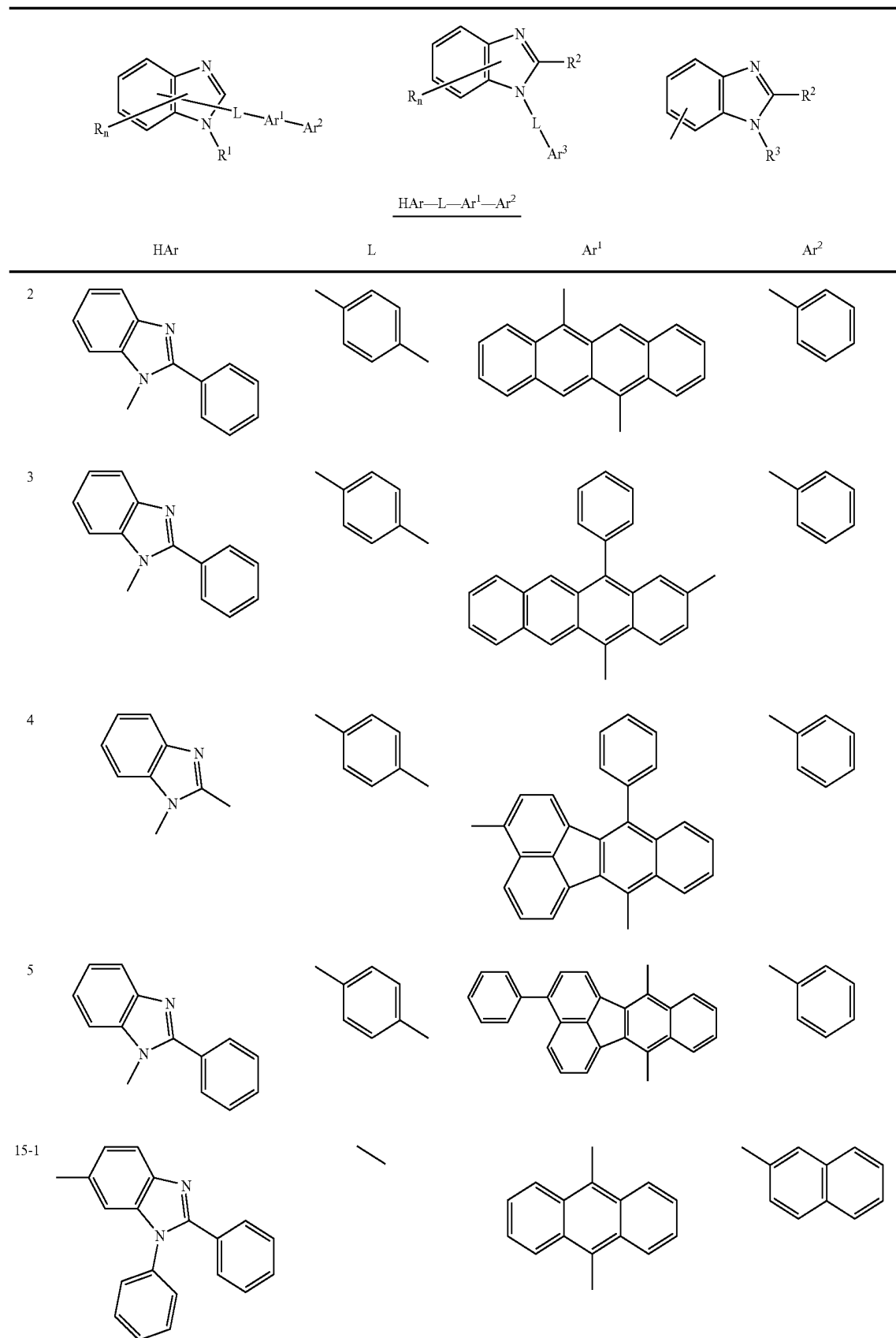
-continued



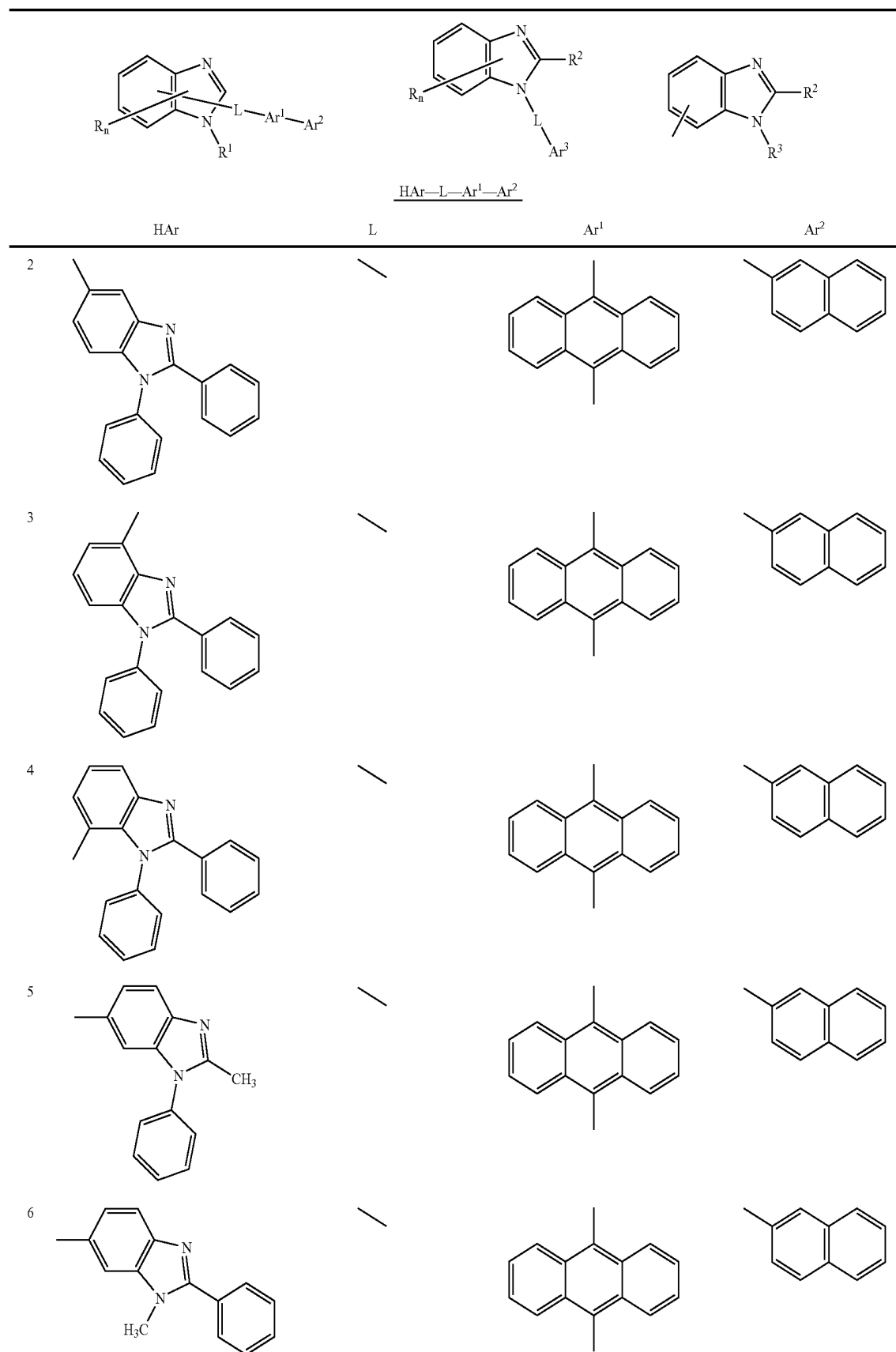
-continued



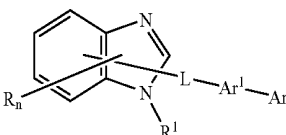
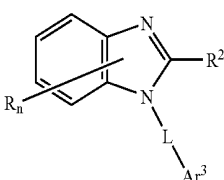
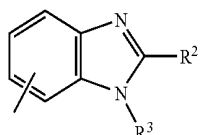
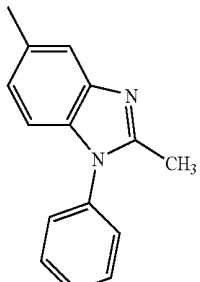

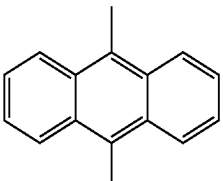
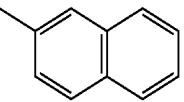
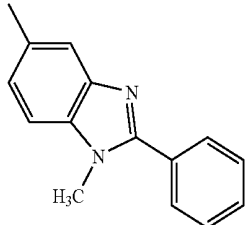

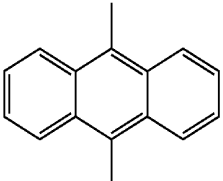
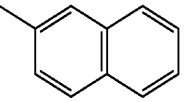
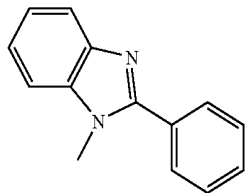

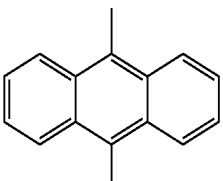
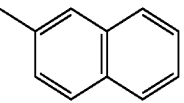
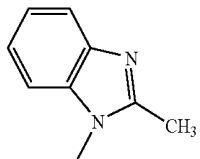

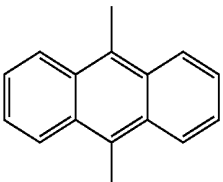
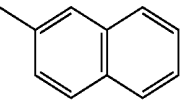
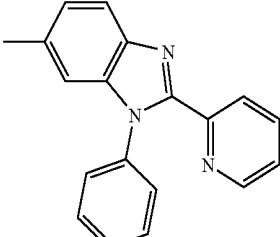

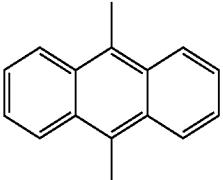
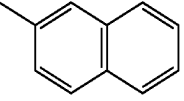
-continued



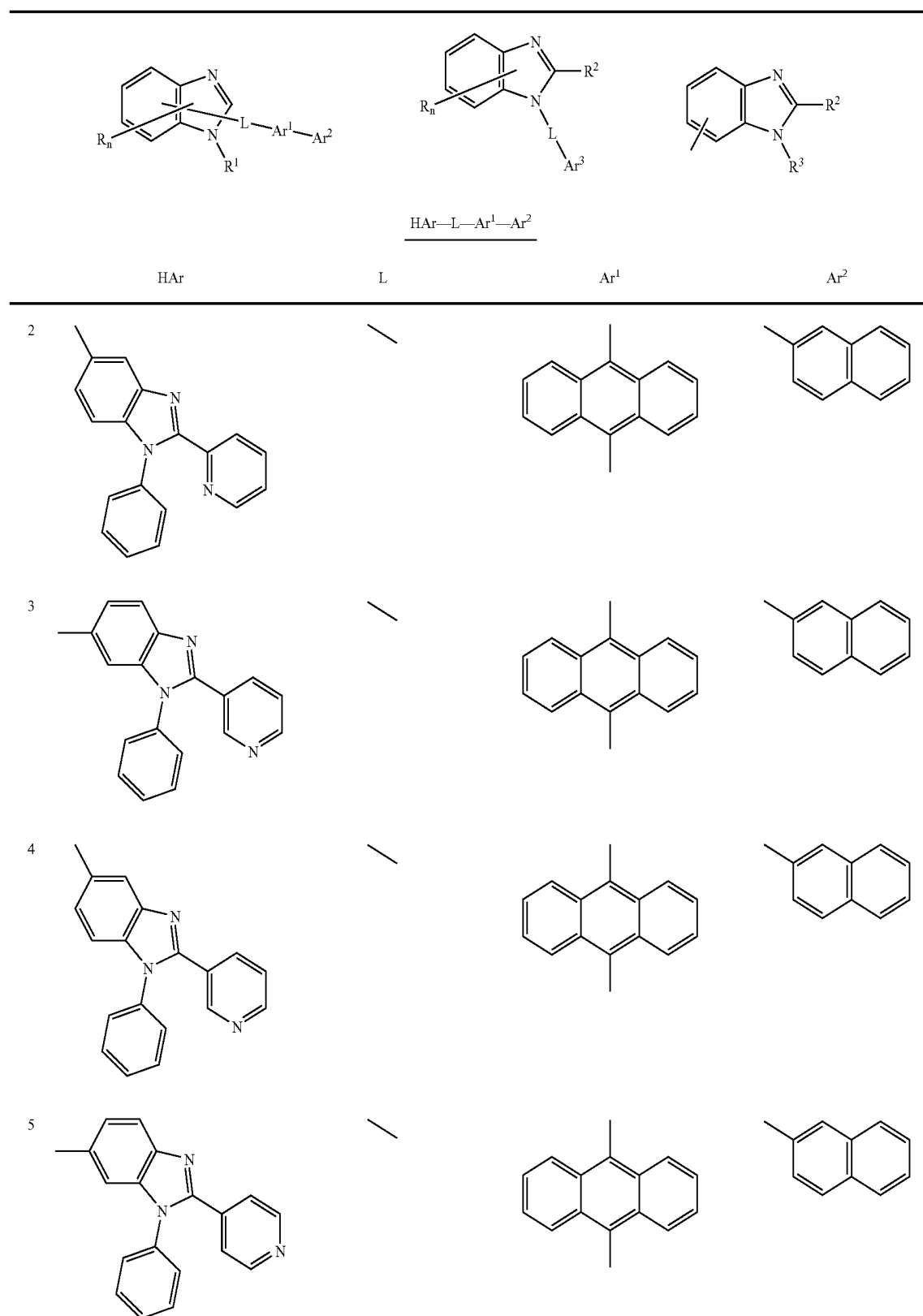
-continued



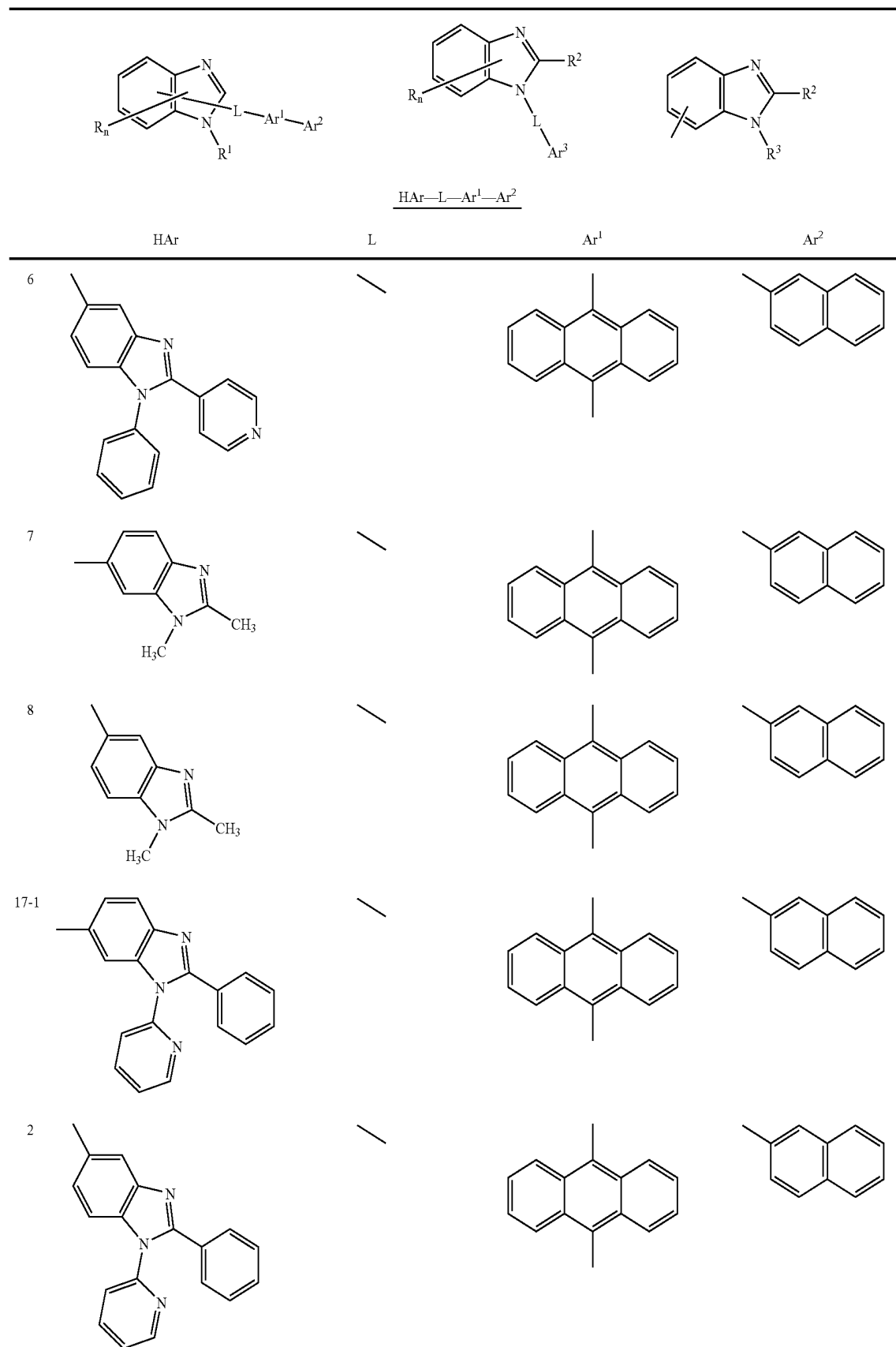
-continued

				
	<u>HAr—L—Ar¹—Ar²</u>			
	HAr	L	Ar ¹	Ar ²
7				
8				
9				
10				
16-1				

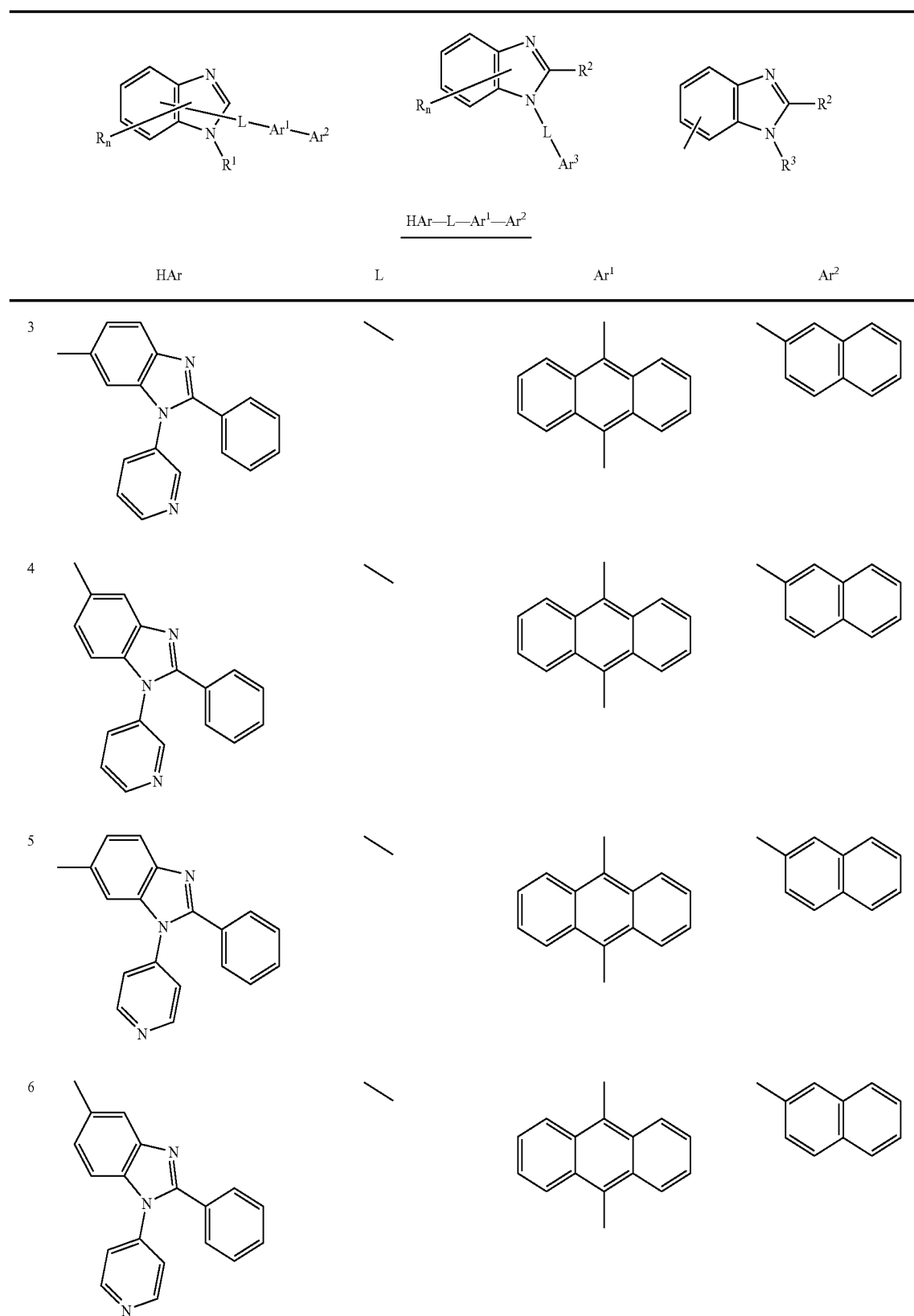
-continued



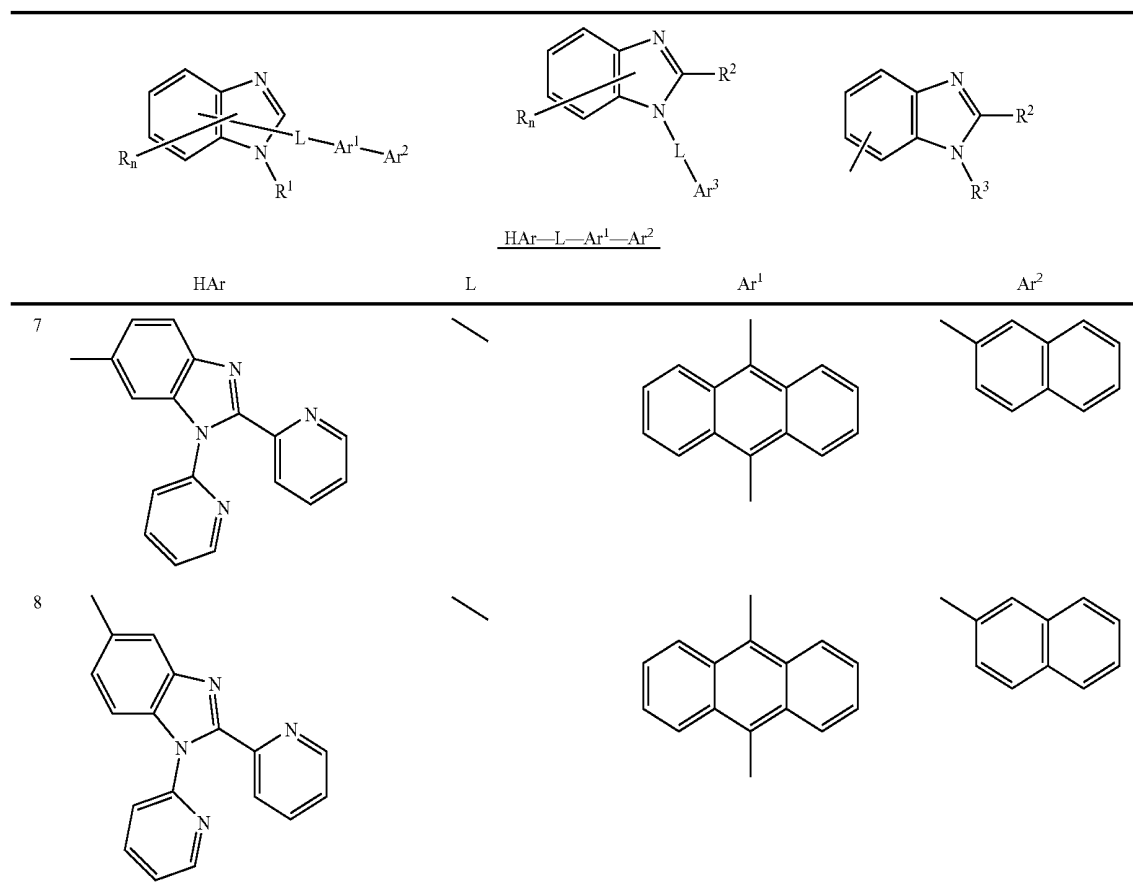
-continued



-continued



-continued



[0224] Among the above examples, examples (1-1), (1-5), (1-7), (2-1), (3-1), (4-2), (4-6), (7-2), (7-7), (7-8), (7-9), (9-1) and (9-7) are particularly preferred.

[0225] Although thickness of the electron injecting layer or the electron transporting layer is not specifically limited, the thickness is preferably 1 to 100 nm.

[0226] The electron injecting layer preferably contains an inorganic compound such as an insulator or a semiconductor in addition to the nitrogen-containing cyclic derivative. Such an insulator or a semiconductor, when contained in the electron injecting layer, can effectively prevent a current leak, thereby enhancing electron injectability of the electron injecting layer.

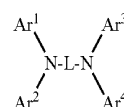
[0227] As the insulator, it is preferable to use at least one metal compound selected from a group consisting of an alkali metal chalcogenide, an alkali earth metal chalcogenide, a halogenide of alkali metal and a halogenide of alkali earth metal. By forming the electron injecting layer from the alkali metal chalcogenide or the like, the electron injecting capability can preferably be further enhanced. Specifically, preferable examples of the alkali metal chalcogenide are Li₂O, K₂O, Na₂S, Na₂Se and Na₂O, while preferable example of the alkali earth metal chalcogenide are CaO, BaO, SrO, BeO, BaS and CaSe. Preferable examples of the halogenide of the alkali metal are LiF, NaF, KF, LiCl, KCl and NaCl. Preferable examples of the halogenide of the alkali earth metal are fluorides such as CaF₂, BaF₂, SrF₂, MgF₂ and BeF₂, and halogenides other than the fluoride.

[0228] Examples of the semiconductor are one of or a combination of two or more of an oxide, a nitride or an oxidized

nitride containing at least one element selected from a group consisting of Ba, Ca, Sr, Yb, Al, Ga, In, Li, Na, Cd, Mg, Si, Ta, Sb and Zn. The inorganic compound for forming the electron injecting layer is preferably a microcrystalline or amorphous insulator film. When the electron injecting layer is formed of such insulator film, more uniform thin film can be formed, thereby reducing pixel defects such as a dark spot. Examples of such an inorganic compound are the above-described alkali metal chalcogenide, alkali earth metal chalcogenide, halogenide of the alkali metal and halogenide of the alkali earth metal.

[0229] The electron injecting layer according to the present invention may preferably contain the above-described reductive dopant.

[0230] The hole injecting layer or the hole transporting layer (including the hole injecting/transporting layer) may contain an aromatic amine compound such as an aromatic amine derivative represented by the following general formula (I).



(I)

[0231] In the above formula (I), Ar¹ to Ar⁴ each represent a substituted or unsubstituted aryl group having 6 to 50 carbon

atoms forming a ring or a substituted or unsubstituted heteroaryl group having 5 to 50 atoms forming a ring.

[0232] Examples of the substituted or unsubstituted aryl group having 6 to 50 ring carbon atoms are a phenyl group, 1-naphthyl group, 2-naphthyl group, 1-anthryl group, 2-anthryl group, 9-anthryl group, 1-phenanthryl group, 2-phenanthryl group, 3-phenanthryl group, 4-phenanthryl group, 9-phenanthryl group, 1-naphthacenyl group, 2-naphthacenyl group, 9-naphthacenyl group, 1-pyrenyl group, 2-pyrenyl group, 4-pyrenyl group, 2-biphenyl group, 3-biphenyl group, 4-biphenyl group, p-terphenyl-4-yl group, p-terphenyl-3-yl group, p-terphenyl-2-yl group, m-terphenyl-4-yl group, m-terphenyl-3-yl group, m-terphenyl-2-yl group, o-tolyl group, m-tolyl group, p-tolyl group, p-t-butylphenyl group, p-(2-phenylpropyl)phenyl group, 3-methyl-2-naphthyl group, 4-methyl-1-naphthyl group, 4-methyl-1-anthryl group, 4'-methylbiphenyl group, 4"-t-butyl-p-terphenyl-4-yl group, fluoranthenyl group, fluorenyl group and the like.

[0233] Examples of the substituted or unsubstituted heteroaryl group having 5 to 50 ring atoms are a 1-pyroryl group, 2-pyroryl group, 3-pyroryl group, pyrazinyl group, 2-pyridinyl group, 3-pyridinyl group, 4-pyridinyl group, 1-indolyl group, 2-indolyl group, 3-indolyl group, 4-indolyl group, 5-indolyl group, 6-indolyl group, 7-indolyl group, 1-isindolyl group, 2-isindolyl group, 3-isindolyl group, 4-isindolyl group, 5-isindolyl group, 6-isindolyl group, 7-isindolyl group, 2-furyl group, 3-furyl group, 2-benzofuran group, 3-benzofuran group, 4-benzofuran group, 5-benzofuran group, 6-benzofuran group, 7-benzofuran group, 1-isobenzofuran group, 3-isobenzofuran group, 4-isobenzofuran group, 5-isobenzofuran group, 6-isobenzofuran group, 7-isobenzofuran group, quinolyl group, 3-quinolyl group, 4-quinolyl group, 5-quinolyl group, 6-quinolyl group, 7-quinolyl group, 8-quinolyl group, 1-isoquinolyl group, 3-isoquinolyl group, 4-isoquinolyl group, 5-isoquinolyl group, 6-isoquinolyl group, 7-isoquinolyl group, 8-isoquinolyl group, 2-quinoxalyl group, 5-quinoxalyl group, 6-quinoxalyl group, 1-carbazolyl group, 2-carbazolyl group, 3-carbazolyl group, 4-carbazolyl group, 9-carbazolyl group, 1-phenanthrydyl group, 2-phenanthrydyl group, 3-phenanthrydyl group, 4-phenanthrydyl group, 6-phenanthrydyl group, 7-phenanthrydyl group, 8-phenanthrydyl group, 9-phenanthrydyl group, 10-phenanthrydyl group, 1-acridinyl group, 2-acridinyl group, 3-acridinyl group, 4-acridinyl group, 9-acridinyl group, 1,7-phenanthroline-2-yl group, 1,7-phenanthroline-3-yl group, 1,7-phenanthroline-4-yl group, 1,7-phenanthroline-5-yl group, 1,7-phenanthroline-6-yl group, 1,7-phenanthroline-8-yl group, 1,7-phenanthroline-9-yl group, 1,7-phenanthroline-10-yl group, 1,8-phenanthroline-2-yl group, 1,8-phenanthroline-3-yl group, 1,8-phenanthroline-4-yl group, 1,8-phenanthroline-5-yl group, 1,8-phenanthroline-6-yl group, 1,8-phenanthroline-7-yl group, 1,8-phenanthroline-9-yl group, 1,8-phenanthroline-10-yl group, 1,9-phenanthroline-2-yl group, 1,9-phenanthroline-3-yl group, 1,9-phenanthroline-4-yl group, 1,9-phenanthroline-5-yl group, 1,9-phenanthroline-6-yl group, 1,9-phenanthroline-7-yl group, 1,9-phenanthroline-8-yl group, 1,9-phenanthroline-10-yl group, 1,10-phenanthroline-2-yl group, 1,10-phenanthroline-3-yl group, 1,10-phenanthroline-4-yl group, 1,10-phenanthroline-5-yl group, 2,9-phenanthroline-1-yl group, 2,9-phenanthroline-3-yl group, 2,9-phenanthroline-4-yl group, 2,9-phenanthroline-5-yl group, 2,9-phenanthroline-6-yl group, 2,9-phenanthroline-7-yl group, 2,9-phenanthroline-

8-yl group, 2,9-phenanthroline-10-yl group, 2,8-phenanthroline-1-yl group, 2,8-phenanthroline-3-yl group, 2,8-phenanthroline-4-yl group, 2,8-phenanthroline-5-yl group, 2,8-phenanthroline-6-yl group, 2,8-phenanthroline-7-yl group, 2,8-phenanthroline-9-yl group, 2,8-phenanthroline-10-yl group, 2,7-phenanthroline-1-yl group, 2,7-phenanthroline-3-yl group, 2,7-phenanthroline-4-yl group, 2,7-phenanthroline-5-yl group, 2,7-phenanthroline-6-yl group, 2,7-phenanthroline-8-yl group, 2,7-phenanthroline-9-yl group, 2,7-phenanthroline-10-yl group, 1-phenazinyl group, 2-phenazinyl group, 1-phenothiazinyl group, 2-phenothiazinyl group, 3-phenothiazinyl group, 4-phenothiazinyl group, 10-phenothiazinyl group, 1-phenoxazinyl group, 2-phenoxazinyl group, 3-phenoxazinyl group, 4-phenoxazinyl group, 10-phenoxazinyl group, 2-oxazolyl group, 4-oxazolyl group, 5-oxazolyl group, 2-oxadiazolyl group, 5-oxadiazolyl group, 3-furazanyl group, 2-thienyl group, 3-thienyl group, 2-methylpyrrole-1-yl group, 2-methylpyrrole-3-yl group, 2-methylpyrrole-4-yl group, 2-methylpyrrole-5-yl group, 3-methylpyrrole-1-yl group, 3-methylpyrrole-2-yl group, 3-methylpyrrole-4-yl group, 3-methylpyrrole-5-yl group, 2-t-butylpyrrole-3-yl group, 3-(2-phenylpropyl)pyrrole-1-yl group, 2-methyl-1-indolyl group, 4-methyl-1-indolyl group, 2-methyl-3-indolyl group, 4-methyl-3-indolyl group, 2-t-butyl-1-indolyl group, 4-t-butyl-1-indolyl group, 2-t-butyl-3-indolyl group, 4-t-butyl-3-indolyl group and the like. Among the above, a phenyl group, a naphthyl group, biphenyl group, anthranil group, phenanthryl group, pyrenyl group, chrysenyl group, fluoranthenyl group, fluorenyl group and the like are preferable.

[0234] L represents a link group. Specifically, L represents a substituted or unsubstituted arylene group having 6 to 50 carbon atoms forming a ring, a substituted or unsubstituted heteroarylene group having 5 to 50 atoms forming a ring, a divalent group formed by singly bonding, ether-bonding or thioether-bonding two or more arylene groups, a divalent group formed by bonding two or more arylene groups by alkylene group having 1 to 20 carbon atoms, alkenylene group having 2 to 20 carbon atoms or amino group, a divalent group formed by singly bonding, ether-bonding or thioether-bonding two or more heteroarylene groups, or a divalent group formed by bonding two or more heteroarylene groups by alkylene group having 1 to 20 carbon atoms, alkenylene group having 2 to 20 carbon atoms or amino group. Examples of the arylene group having 6 to 50 ring carbon atoms are a 1,4-phenylene group, 1,2-phenylene group, 1,3-phenylene group, 1,4-naphthylene group, 2,6-naphthylene group, 1,5-naphthylene group, 9,10-anthranylene group, 9,10-phenanthrenylene group, 3,6-phenanthrenylene group, 1,6-pyrenylene group, 2,7-pyrenylene group, 6,12-chrysenylene group, 4,4'-biphenylene group, 3,3'-biphenylene group, 2,2'-biphenylene group, 2,7-fluorenylene group and the like. Examples of the arylene group having 5 to 50 ring atoms are a 2,5-thiophenylene group, 2,5-silolylene group, 2,5-oxadiazolylene and the like. Among the above, a 1,4-phenylene group, 1,2-phenylene group, 1,3-phenylene group, 1,4-naphthylene group, 9,10-anthranylene group, 6,12-chrysenylene group, 4,4'-biphenylene group, 3,3'-biphenylene group, 2,2'-biphenylene group, and 2,7-fluorenylene group are preferable.

[0235] When L represents a link group formed of 2 or more arylene groups or 2 or more heteroarylene groups, adjacent arylene groups or adjacent heteroarylene groups may be bonded together via a divalent group to form a new ring.

Examples of the divalent group for forming the ring are a tetramethylene group, a pentamethylene group, a hexamethylene group, a diphenylmethane-2,2'-diyl group, a diphenylmethane-3,3'-diyl group, a diphenylpropane-4,4'-diyl group and the like.

[0236] Examples of a substituent for each of Ar¹ to Ar⁴ and L are an amino group, a halogen group, a cyano group, a nitro group and a hydroxy group each of which is substituted by a substituted or unsubstituted aryl group having 6 to 50 carbon atoms forming a ring, a substituted or unsubstituted heteroaryl group having 5 to 50 atoms forming a ring, a substituted or unsubstituted alkyl group having 1 to 50 carbon atoms, a substituted or unsubstituted cycloalkyl group having 3 to 50 carbon atoms, a substituted or unsubstituted alkoxy group having 1 to 50 carbon atoms, a substituted or unsubstituted aralkyl group having 7 to 50 carbon atoms, a substituted or unsubstituted aryloxy group having 6 to 50 carbon atoms forming a ring, a substituted or unsubstituted heteroaryloxy group having 5 to 50 carbon atoms forming a ring, a substituted or unsubstituted arylthio group having 6 to 50 atoms forming a ring, a substituted or unsubstituted heteroarylthio group having 5 to 50 atoms forming a ring, a substituted or unsubstituted alkoxycarbonyl group having 2 to 50 carbon atoms, a substituted or unsubstituted aryl group having 6 to 50 carbon atoms forming a ring, or a substituted or unsubstituted heteroaryl group having 5 to 50 atoms forming a ring.

[0237] Examples of the substituted or unsubstituted aryl group having 6 to 50 ring carbon atoms are a phenyl group, 1-naphthyl group, 2-naphthyl group, 1-anthryl group, 2-anthryl group, 9-anthryl group, 1-phenanthryl group, 2-phenanthryl group, 3-phenanthryl group, 4-phenanthryl group, 9-phenanthryl group, 1-naphthacenyl group, 2-naphthacenyl group, 9-naphthacenyl group, 1-pyrenyl group, 2-pyrenyl group, 4-pyrenyl group, 2-biphenyl group, 3-biphenyl group, 4-biphenyl group, p-terphenyl-4-yl group, p-terphenyl-3-yl group, p-terphenyl-2-yl group, m-terphenyl-4-yl group, m-terphenyl-3-yl group, m-terphenyl-2-yl group, o-tolyl group, m-tolyl group, p-tolyl group, p-t-butylphenyl group, p-(2-phenylpropyl)phenyl group, 3-methyl-2-naphthyl group, 4-methyl-1-naphthyl group, 4-methyl-1-anthryl group, 4'-methylbiphenyl group, 4"-t-butyl-p-terphenyl-4-yl group, fluoranthenyl group, fluorenyl group and the like.

[0238] Examples of the substituted or unsubstituted heteroaryl group having 5 to 50 ring atoms are a 1-pyroryl group, 2-pyroryl group, 3-pyroryl group, pyrazinyl group, 2-pyridinyl group, 3-pyridinyl group, 4-pyridinyl group, 1-indolyl group, 2-indolyl group, 3-indolyl group, 4-indolyl group, 5-indolyl group, 6-indolyl group, 7-indolyl group, 1-isoindolyl group, 2-isoindolyl group, 3-isoindolyl group, 4-isoindolyl group, 5-isoindolyl group, 6-isoindolyl group, 7-isoindolyl group, 2-furyl group, 3-furyl group, 2-benzofuranyl group, 3-benzofuranyl group, 4-benzofuranyl group, 5-benzofuranyl group, 6-benzofuranyl group, 7-benzofuranyl group, 1-isobenzofuranyl group, 3-isobenzofuranyl group, 4-isobenzofuranyl group, 5-isobenzofuranyl group, 6-isobenzofuranyl group, 7-isobenzofuranyl group, quinolyl group, 3-quinolyl group, 4-quinolyl group, 5-quinolyl group, 6-quinolyl group, 7-quinolyl group, 8-quinolyl group, 1-isoquinolyl group, 3-isoquinolyl group, 4-isoquinolyl group, 5-isoquinolyl group, 6-isoquinolyl group, 7-isoquinolyl group, 8-isoquinolyl group, 2-quinoxaliny group, 5-quinoxaliny group, 6-quinoxaliny group, 1-carbazolyl group, 2-carbazolyl group, 3-carbazolyl group, 4-carbazolyl group, 9-carbazolyl group, 1-phenanthrydiny group, 2-phenanthry-

diny group, 3-phenanthrydiny group, 4-phenanthrydiny group, 6-phenanthrydiny group, 7-phenanthrydiny group, 8-phenanthrydiny group, 9-phenanthrydiny group, 10-phenanthrydiny group, 1-acridiny group, 2-acridiny group, 3-acridiny group, 4-acridiny group, 9-acridiny group, 1,7-phenanthroline-2-yl group, 1,7-phenanthroline-3-yl group, 1,7-phenanthroline-4-yl group, 1,7-phenanthroline-5-yl group, 1,7-phenanthroline-6-yl group, 1,7-phenanthroline-8-yl group, 1,7-phenanthroline-9-yl group, 1,7-phenanthroline-10-yl group, 1,8-phenanthroline-2-yl group, 1,8-phenanthroline-3-yl group, 1,8-phenanthroline-4-yl group, 1,8-phenanthroline-5-yl group, 1,8-phenanthroline-6-yl group, 1,8-phenanthroline-7-yl group, 1,8-phenanthroline-9-yl group, 1,8-phenanthroline-10-yl group, 1,9-phenanthroline-2-yl group, 1,9-phenanthroline-3-yl group, 1,9-phenanthroline-4-yl group, 1,9-phenanthroline-5-yl group, 1,9-phenanthroline-6-yl group, 1,9-phenanthroline-7-yl group, 1,9-phenanthroline-8-yl group, 1,9-phenanthroline-10-yl group, 1,10-phenanthroline-2-yl group, 1,10-phenanthroline-3-yl group, 1,10-phenanthroline-4-yl group, 1,10-phenanthroline-5-yl group, 2,9-phenanthroline-1-yl group, 2,9-phenanthroline-3-yl group, 2,9-phenanthroline-4-yl group, 2,9-phenanthroline-5-yl group, 2,9-phenanthroline-6-yl group, 2,9-phenanthroline-7-yl group, 2,9-phenanthroline-8-yl group, 2,9-phenanthroline-10-yl group, 2,8-phenanthroline-1-yl group, 2,8-phenanthroline-3-yl group, 2,8-phenanthroline-4-yl group, 2,8-phenanthroline-5-yl group, 2,8-phenanthroline-6-yl group, 2,8-phenanthroline-7-yl group, 2,8-phenanthroline-9-yl group, 2,8-phenanthroline-10-yl group, 2,7-phenanthroline-1-yl group, 2,7-phenanthroline-3-yl group, 2,7-phenanthroline-4-yl group, 2,7-phenanthroline-5-yl group, 2,7-phenanthroline-6-yl group, 2,7-phenanthroline-8-yl group, 2,7-phenanthroline-9-yl group, 2,7-phenanthroline-10-yl group, 1-phenaziny group, 2-phenaziny group, 1-phenothiaziny group, 2-phenothiaziny group, 3-phenothiaziny group, 4-phenothiaziny group, 10-phenothiaziny group, 1-phenoxaziny group, 2-phenoxaziny group, 3-phenoxaziny group, 4-phenoxaziny group, 10-phenoxaziny group, 2-oxazolyl group, 4-oxazolyl group, 5-oxazolyl group, 2-oxadiazolyl group, 5-oxadiazolyl group, 3-furazanyl group, 2-thienyl group, 3-thienyl group, 2-methylpyrrole-1-yl group, 2-methylpyrrole-3-yl group, 2-methylpyrrole-4-yl group, 2-methylpyrrole-5-yl group, 3-methylpyrrole-1-yl group, 3-methylpyrrole-2-yl group, 3-methylpyrrole-4-yl group, 3-methylpyrrole-5-yl group, 2-t-butylpyrrole-3-yl group, 3-(2-phenylpropyl)pyrrole-1-yl group, 2-methyl-1-indolyl group, 4-methyl-1-indolyl group, 2-methyl-3-indolyl group, 4-methyl-3-indolyl group, 2-t-butyl-1-indolyl group, 4-t-butyl-1-indolyl group, 2-t-butyl-3-indolyl group, 4-t-butyl-3-indolyl group and the like.

[0239] Examples of the substituted or unsubstituted alkyl group having 1 to 50 carbon atoms are a methyl group, ethyl group, propyl group, isopropyl group, n-butyl group, s-butyl group, isobutyl group, t-butyl group, n-pentyl group, n-hexyl group, n-heptyl group, n-octyl group, hydroxymethyl group, 1-hydroxyethyl group, 2-hydroxyethyl group, 2-hydroxyisobutyl group, 1,2-dihydroxyethyl group, 1,3-dihydroxyisopropyl group, 2,3-dihydroxy-t-butyl group, 1,2,3-trihydroxypropyl group, chloromethyl group, 1-chloroethyl group, 2-chloroethyl group, 2-chloroisobutyl group, 1,2-dichloroethyl group, 1,3-dichloroisopropyl group, 2,3-dichloro-t-butyl group, 1,2,3-trichloropropyl group, bromomethyl group, 1-bromoethyl group, 2-bromoethyl group, 2-bromoisobutyl group, 1,2-dibromoethyl group, 1,3-dibro-

moisopropyl group, 2,3-dibromo-t-butyl group, 1,2,3-tribromopropyl group, iodomethyl group, 1-iodoethyl group, 2-iodoethyl group, 2-iodoisobutyl group, 1,2-diiodoethyl group, 1,3-diiodoisopropyl group, 2,3-diiodo-t-butyl group, 1,2,3-triiodopropyl group, aminomethyl group, 1-aminoethyl group, 2-aminoethyl group, 2-aminoisobutyl group, 1,2-diaminoethyl group, 1,3-diaminoisopropyl group, 2,3-diamino-t-butyl group, 1,2,3-triaminopropyl group, cyanomethyl group, 1-cyanoethyl group, 2-cyanoethyl group, 2-cyanoisobutyl group, 1,2-dicyanoethyl group, 1,3-dicyanoisopropyl group, 2,3-dicyano-t-butyl group, 1,2,3-tricyanopropyl group, nitromethyl group, 1-nitroethyl group, 2-nitroethyl group, 2-nitroisobutyl group, 1,2-dinitroethyl group, 1,3-dinitroisopropyl group, 2,3-dinitro-t-butyl group and 1,2,3-trinitropropyl group.

[0240] Examples of the substituted or unsubstituted cycloalkyl group having 3 to 50 carbon atoms are a cyclopropyl group, a cyclobutyl group, a cyclopentyl group, a cyclohexyl group, a 4-methylcyclohexyl group, a 1-adamantyl group, a 2-adamantyl group, a 1-norbornyl group, a 2-norbornyl group and the like.

[0241] The substituted or unsubstituted alkoxy group having 1 to 50 carbon atoms is a group represented by —OY. Examples of Y are a methyl group, ethyl group, propyl group, isopropyl group, n-butyl group, s-butyl group, isobutyl group, t-butyl group, n-pentyl group, n-hexyl group, n-heptyl group, n-octyl group, hydroxymethyl group, 1-hydroxyethyl group, 2-hydroxyethyl group, 2-hydroxyisobutyl group, 1,2-dihydroxyethyl group, 1,3-dihydroxyisopropyl group, 2,3-dihydroxy-t-butyl group, 1,2,3-trihydroxypropyl group, chloromethyl group, 1-chloroethyl group, 2-chloroethyl group, 2-chloroisobutyl group, 1,2-dichloroethyl group, 1,3-dichloroisopropyl group, 2,3-dichloro-t-butyl group, 1,2,3-trichloropropyl group, bromomethyl group, 1-bromoethyl group, 2-bromoethyl group, 2-bromoisobutyl group, 1,2-dibromoethyl group, 1,3-dibromoisopropyl group, 2,3-dibromo-t-butyl group, 1,2,3-tribromopropyl group, iodomethyl group, 1-iodoethyl group, 2-iodoethyl group, 2-iodoisobutyl group, 1,2-diiodoethyl group, 1,3-diiodoisopropyl group, 2,3-diiodo-t-butyl group, 1,2,3-triiodopropyl group, aminomethyl group, 1-aminoethyl group, 2-aminoethyl group, 2-aminoisobutyl group, 1,2-diaminoethyl group, 1,3-diaminoisopropyl group, 2,3-diamino-t-butyl group, 1,2,3-triaminopropyl group, cyanomethyl group, 1-cyanoethyl group, 2-cyanoethyl group, 2-cyanoisobutyl group, 1,2-dicyanoethyl group, 1,3-dicyanoisopropyl group, 2,3-dicyano-t-butyl group, 1,2,3-tricyanopropyl group, nitromethyl group, 1-nitroethyl group, 2-nitroethyl group, 2-nitroisobutyl group, 1,2-dinitroethyl group, 1,3-dinitroisopropyl group, 2,3-dinitro-t-butyl group and 1,2,3-trinitropropyl group.

[0242] Examples of the substituted or unsubstituted aralkyl group having 7 to 50 carbon atoms are a benzyl group, 1-phenylethyl group, 2-phenylethyl group, 1-phenylisopropyl group, 2-phenylisopropyl group, phenyl-t-butyl group, a-naphthylmethyl group, 1-a-naphthylethyl group, 2-a-naphthylethyl group, 1-a-naphthylisopropyl group, 2-a-naphthylisopropyl group, β -naphthylmethyl group, 1- β -naphthylethyl group, 2- β -naphthylethyl group, 1- β -naphthylisopropyl group, 2- β -naphthylisopropyl group, 1-pyrorylmethyl group, 2-(1-pyroryl)ethyl group, p-methylbenzyl group, m-methylbenzyl group, o-methylbenzyl group, p-chlorobenzyl group, m-chlorobenzyl group, o-chlorobenzyl group, p-bromobenzyl group, m-bromobenzyl group, o-bromobenzyl group, p-iodobenzyl group, m-iodobenzyl group, o-iodobenzyl

group, p-hydroxybenzyl group, m-hydroxybenzyl group, o-hydroxybenzyl group, p-aminobenzyl group, m-aminobenzyl group, o-aminobenzyl group, p-nitrobenzyl group, m-nitrobenzyl group, o-nitrobenzyl group, p-cyanobenzyl group, m-cyanobenzyl group, o-cyanobenzyl group, 1-hydroxy-2-phenylisopropyl group, 1-chloro-2-phenylisopropyl group and the like.

[0243] The substituted or unsubstituted aryloxy group having 6 to 50 ring carbon atoms is represented by —OY'. Preferable examples of Y' are a phenyl group, 1-naphthyl group, 2-naphthyl group, 1-anthryl group, 2-anthryl group, 9-anthryl group, 1-phenanthryl group, 2-phenanthryl group, 3-phenanthryl group, 4-phenanthryl group, 9-phenanthryl group, 1-naphthacenyl group, 2-naphthacenyl group, 9-naphthacenyl group, 1-pyrenyl group, 2-pyrenyl group, 4-pyrenyl group, 2-biphenyl group, 3-biphenyl group, 4-biphenyl group, p-terphenyl-4-yl group, p-terphenyl-3-yl group, p-terphenyl-2-yl group, m-terphenyl-4-yl group, m-terphenyl-3-yl group, m-terphenyl-2-yl group, o-tolyl group, m-tolyl group, p-tolyl group, p-t-butylphenyl group, p-(2-phenylpropyl)phenyl group, 3-methyl-2-naphthyl group, 4-methyl-1-naphthyl group, 4-methyl-1-anthryl group, 4'-methylbiphenyl group, 4"-t-butyl-p-terphenyl-4-yl group and the like.

[0244] The substituted or unsubstituted heteroaryloxy group having 5 to 50 ring atoms is represented by —OZ'. Examples of Z' are a 2-pyroryl group, 3-pyroryl group, pyrazinyl group, 2-pyridinyl group, 3-pyridinyl group, 4-pyridinyl group, 2-indolyl group, 3-indolyl group, 4-indolyl group, 5-indolyl group, 6-indolyl group, 7-indolyl group, 1-isindolyl group, 3-isindolyl group, 4-isindolyl group, 5-isindolyl group, 6-isindolyl group, 7-isindolyl group, 2-furyl group, 3-furyl group, 2-benzofuranyl group, 3-benzofuranyl group, 4-benzofuranyl group, 5-benzofuranyl group, 6-benzofuranyl group, 7-benzofuranyl group, 1-isobenzofuranyl group, 3-isobenzofuranyl group, 4-isobenzofuranyl group, 5-isobenzofuranyl group, 6-isobenzofuranyl group, 7-isobenzofuranyl group, 2-quinolyl group, 3-quinolyl group, 4-quinolyl group, 5-quinolyl group, 6-quinolyl group, 7-quinolyl group, 8-quinolyl group, 1-isoquinolyl group, 3-isoquinolyl group, 4-isoquinolyl group, 5-isoquinolyl group, 6-isoquinolyl group, 7-isoquinolyl group, 8-isoquinolyl group, 2-quinoxalyl group, 5-quinoxalyl group, 6-quinoxalyl group, 1-carbazolyl group, 2-carbazolyl group, 3-carbazolyl group, 4-carbazolyl group, 1-phenanthrydiny group, 2-phenanthrydiny group, 3-phenanthrydiny group, 4-phenanthrydiny group, 6-phenanthrydiny group, 7-phenanthrydiny group, 8-phenanthrydiny group, 9-phenanthrydiny group, 10-phenanthrydiny group, 1-acridinyl group, 2-acridinyl group, 3-acridinyl group, 4-acridinyl group, 9-acridinyl group, 1,7-phenanthroline-2-yl group, 1,7-phenanthroline-3-yl group, 1,7-phenanthroline-4-yl group, 1,7-phenanthroline-5-yl group, 1,7-phenanthroline-6-yl group, 1,7-phenanthroline-8-yl group, 1,7-phenanthroline-9-yl group, 1,7-phenanthroline-10-yl group, 1,8-phenanthroline-2-yl group, 1,8-phenanthroline-3-yl group, 1,8-phenanthroline-4-yl group, 1,8-phenanthroline-5-yl group, 1,8-phenanthroline-6-yl group, 1,8-phenanthroline-7-yl group, 1,8-phenanthroline-9-yl group, 1,8-phenanthroline-10-yl group, 1,9-phenanthroline-2-yl group, 1,9-phenanthroline-3-yl group, 1,9-phenanthroline-4-yl group, 1,9-phenanthroline-5-yl group, 1,9-phenanthroline-6-yl group, 1,9-phenanthroline-7-yl group, 1,9-phenanthroline-8-yl group, 1,9-phenanthroline-10-yl group, 1,10-phenanthroline-2-yl group, 1,10-phenanthroline-3-yl group, 1,10-

phenanthroline-4-yl group, 1,10-phenanthroline-5-yl group, 2,9-phenanthroline-1-yl group, 2,9-phenanthroline-3-yl group, 2,9-phenanthroline-4-yl group, 2,9-phenanthroline-5-yl group, 2,9-phenanthroline-6-yl group, 2,9-phenanthroline-7-yl group, 2,9-phenanthroline-8-yl group, 2,9-phenanthroline-10-yl group, 2,8-phenanthroline-1-yl group, 2,8-phenanthroline-3-yl group, 2,8-phenanthroline-4-yl group, 2,8-phenanthroline-5-yl group, 2,8-phenanthroline-6-yl group, 2,8-phenanthroline-7-yl group, 2,8-phenanthroline-9-yl group, 2,8-phenanthroline-10-yl group, 2,7-phenanthroline-1-yl group, 2,7-phenanthroline-3-yl group, 2,7-phenanthroline-4-yl group, 2,7-phenanthroline-5-yl group, 2,7-phenanthroline-6-yl group, 2,7-phenanthroline-8-yl group, 2,7-phenanthroline-9-yl group, 2,7-phenanthroline-10-yl group, 1-phenaziny group, 2-phenaziny group, 1-phenothiaziny group, 2-phenothiaziny group, 3-phenothiaziny group, 4-phenothiaziny group, 1-phenoxaziny group, 2-phenoxaziny group, 3-phenoxaziny group, 4-phenoxaziny group, 2-oxazolyl group, 4-oxazolyl group, 5-oxazolyl group, 2-oxadiazolyl group, 5-oxadiazolyl group, 3-furazany group, 2-thienyl group, 3-thienyl group, 2-methylpyrrole-1-yl group, 2-methylpyrrole-3-yl group, 2-methylpyrrole-4-yl group, 2-methylpyrrole-5-yl group, 3-methylpyrrole-1-yl group, 3-methylpyrrole-2-yl group, 3-methylpyrrole-4-yl group, 3-methylpyrrole-5-yl group, 2-t-butylpyrrole-3-yl group, 3-(2-phenylpropyl)pyrrole-1-yl group, 2-methyl-1-indolyl group, 4-methyl-1-indolyl group, 2-methyl-3-indolyl group, 4-methyl-3-indolyl group, 2-t-butyl-1-indolyl group, 4-t-butyl-1-indolyl group, 2-t-butyl-3-indolyl group, 4-t-butyl-3-indolyl group and the like.

[0245] The substituted or unsubstituted arylthio group having 6 to 50 ring carbon atoms is represented by —SY". Preferable examples of Y" are a phenyl group, 1-naphthyl group, 2-naphthyl group, 1-anthryl group, 2-anthryl group, 9-anthryl group, 1-phenanthryl group, 2-phenanthryl group, 3-phenanthryl group, 4-phenanthryl group, 9-phenanthryl group, 1-naphthacenyl group, 2-naphthacenyl group, 9-naphthacenyl group, 1-pyrenyl group, 2-pyrenyl group, 4-pyrenyl group, 2-biphenyl group, 3-biphenyl group, 4-biphenyl group, p-terphenyl-4-yl group, p-terphenyl-3-yl group, p-terphenyl-2-yl group, m-terphenyl-4-yl group, m-terphenyl-3-yl group, m-terphenyl-2-yl group, o-tolyl group, m-tolyl group, p-tolyl group, p-t-butylphenyl group, p-(2-phenylpropyl)phenyl group, 3-methyl-2-naphthyl group, 4-methyl-1-naphthyl group, 4-methyl-1-anthryl group, 4'-methylbiphenyl group, 4"-t-butyl-p-terphenyl-4-yl group and the like.

[0246] The substituted or unsubstituted heteroarylthio group is represented by —SZ". Examples of Z" are a ²-pyroryl group, 3-pyroryl group, pyrazinyl group, 2-pyridiny group, 3-pyridinyl group, 4-pyridinyl group, 2-indolyl group, 3-indolyl group, 4-indolyl group, 5-indolyl group, 6-indolyl group, 7-indolyl group, 1-isoindolyl group, 3-isoindolyl group, 4-isoindolyl group, 5-isoindolyl group, 6-isoindolyl group, 7-isoindolyl group, 2-furyl group, 3-furyl group, 2-benzofuranyl group, 3-benzofuranyl group, 4-benzofuranyl group, 5-benzofuranyl group, 6-benzofuranyl group, 7-benzofuranyl group, 1-isobenzofuranyl group, 3-isobenzofuranyl group, 4-isobenzofuranyl group, 5-isobenzofuranyl group, 6-isobenzofuranyl group, 7-isobenzofuranyl group, 2-quinolyl group, 3-quinolyl group, 4-quinolyl group, 5-quinolyl group, 6-quinolyl group, 7-quinolyl group, 8-quinolyl group, 1-isoquinolyl group, 3-isoquinolyl group, 4-isoquinolyl group, 5-isoquinolyl group, 6-isoquinolyl group, 7-isoquinolyl group, 8-isoquinolyl group, 2-quinox-

aliny group, 5-quinoxaliny group, 6-quinoxaliny group, 1-carbazolyl group, 2-carbazolyl group, 3-carbazolyl group, 4-carbazolyl group, 1-phenanthrydiny group, 2-phenanthrydiny group, 3-phenanthrydiny group, 4-phenanthrydiny group, 6-phenanthrydiny group, 7-phenanthrydiny group, 8-phenanthrydiny group, 9-phenanthrydiny group, 10-phenanthrydiny group, 1-acridinyl group, 2-acridinyl group, 3-acridinyl group, 4-acridinyl group, 9-acridinyl group, 1,7-phenanthroline-2-yl group, 1,7-phenanthroline-3-yl group, 1,7-phenanthroline-4-yl group, 1,7-phenanthroline-5-yl group, 1,7-phenanthroline-6-yl group, 1,7-phenanthroline-8-yl group, 1,7-phenanthroline-9-yl group, 1,7-phenanthroline-10-yl group, 1,8-phenanthroline-2-yl group, 1,8-phenanthroline-3-yl group, 1,8-phenanthroline-4-yl group, 1,8-phenanthroline-5-yl group, 1,8-phenanthroline-6-yl group, 1,8-phenanthroline-7-yl group, 1,8-phenanthroline-9-yl group, 1,8-phenanthroline-10-yl group, 1,9-phenanthroline-2-yl group, 1,9-phenanthroline-3-yl group, 1,9-phenanthroline-4-yl group, 1,9-phenanthroline-5-yl group, 1,9-phenanthroline-6-yl group, 1,9-phenanthroline-7-yl group, 1,9-phenanthroline-8-yl group, 1,9-phenanthroline-10-yl group, 1,10-phenanthroline-2-yl group, 1,10-phenanthroline-3-yl group, 1,10-phenanthroline-4-yl group, 1,10-phenanthroline-5-yl group, 2,9-phenanthroline-1-yl group, 2,9-phenanthroline-3-yl group, 2,9-phenanthroline-4-yl group, 2,9-phenanthroline-5-yl group, 2,9-phenanthroline-6-yl group, 2,9-phenanthroline-7-yl group, 2,9-phenanthroline-8-yl group, 2,9-phenanthroline-10-yl group, 2,8-phenanthroline-1-yl group, 2,8-phenanthroline-3-yl group, 2,8-phenanthroline-4-yl group, 2,8-phenanthroline-5-yl group, 2,8-phenanthroline-6-yl group, 2,8-phenanthroline-7-yl group, 2,8-phenanthroline-9-yl group, 2,8-phenanthroline-10-yl group, 2,7-phenanthroline-1-yl group, 2,7-phenanthroline-3-yl group, 2,7-phenanthroline-4-yl group, 2,7-phenanthroline-5-yl group, 2,7-phenanthroline-6-yl group, 2,7-phenanthroline-8-yl group, 2,7-phenanthroline-9-yl group, 2,7-phenanthroline-10-yl group, 1-phenaziny group, 2-phenaziny group, 1-phenothiaziny group, 2-phenothiaziny group, 3-phenothiaziny group, 4-phenothiaziny group, 1-phenoxaziny group, 2-phenoxaziny group, 3-phenoxaziny group, 4-phenoxaziny group, 2-oxazolyl group, 4-oxazolyl group, 5-oxazolyl group, 2-oxadiazolyl group, 5-oxadiazolyl group, 3-furazany group, 2-thienyl group, 3-thienyl group, 2-methylpyrrole-1-yl group, 2-methylpyrrole-3-yl group, 2-methylpyrrole-4-yl group, 2-methylpyrrole-5-yl group, 3-methylpyrrole-1-yl group, 3-methylpyrrole-2-yl group, 3-methylpyrrole-4-yl group, 3-methylpyrrole-5-yl group, 2-t-butylpyrrole-3-yl group, 3-(2-phenylpropyl)pyrrole-1-yl group, 2-methyl-1-indolyl group, 4-methyl-1-indolyl group, 2-methyl-3-indolyl group, 4-methyl-3-indolyl group, 2-t-butyl-1-indolyl group, 4-t-butyl-1-indolyl group, 2-t-butyl-3-indolyl group, 4-t-butyl-3-indolyl group and the like.

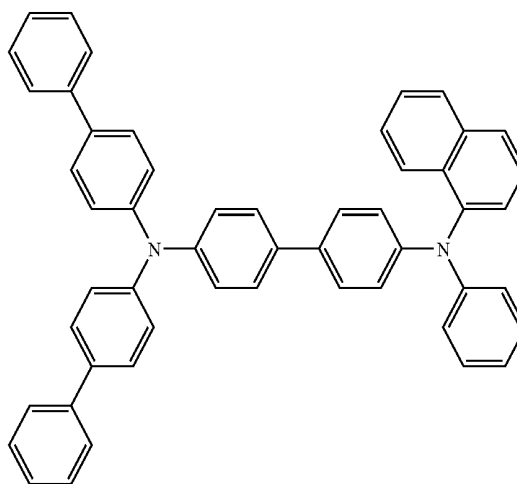
[0247] The alkoxycarbonyl group having 2 to 50 carbon atoms is a group represented by —COOZ. Examples of Z are a methyl group, ethyl group, propyl group, isopropyl group, n-butyl group, s-butyl group, isobutyl group, t-butyl group, n-pentyl group, n-hexyl group, n-heptyl group, n-octyl group, hydroxymethyl group, 1-hydroxyethyl group, 2-hydroxyethyl group, 2-hydroxyisobutyl group, 1,2-dihydroxyethyl group, 1,3-dihydroxyisopropyl group, 2,3-dihydroxy-t-butyl group, 1,2,3-trihydroxypropyl group, chloromethyl group, 1-chloroethyl group, 2-chloroethyl group, 2-chloroisobutyl group, 1,2-dichloroethyl group, 1,3-dichloroisopropyl group,

2,3-dichloro-t-butyl group, 1,2,3-trichloropropyl group, bromomethyl group, 1-bromoethyl group, 2-bromoethyl group, 2-bromoisobutyl group, 1,2-dibromoethyl group, 1,3-dibromoisopropyl group, 2,3-dibromo-t-butyl group, 1,2,3-tribromopropyl group, iodomethyl group, 1-iodoethyl group, 2-iodoethyl group, 2-iodoisobutyl group, 1,2-diiodoethyl group, 1,3-diiodoisopropyl group, 2,3-diiodo-t-butyl group, 1,2,3-triiodopropyl group, aminomethyl group, 1-aminoethyl group, 2-aminoethyl group, 2-aminoisobutyl group, 1,2-diaminoethyl group, 1,3-diaminoisopropyl group, 2,3-diamino-t-butyl group, 1,2,3-triaminopropyl group, cyanomethyl group, 1-cyanoethyl group, 2-cyanoethyl group, 2-cyanoisobutyl group, 1,2-dicyanoethyl group, 1,3-dicyanoisopropyl group, 2,3-dicyano-t-butyl group, 1,2,3-tricyanopropyl group, nitromethyl group, 1-nitroethyl group, 2-nitroethyl group, 2-nitroisobutyl group, 1,2-dinitroethyl group, 1,3-dinitroisopropyl group, 2,3-dinitro-t-butyl group and 1,2,3-trinitropropyl group.

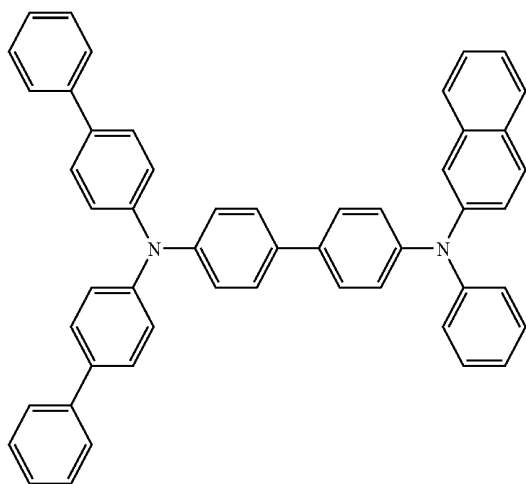
[0248] The amino group substituted by the substituted or unsubstituted aryl group having 6 to 50 ring carbon atoms or the substituted or unsubstituted heteroaryl group having 5 to 50 ring atoms is represented by —NPQ. Examples of P and Q are a phenyl group, 1-naphthyl group, 2-naphthyl group, 1-anthryl group, 2-anthryl group, 9-anthryl group, 1-phenanthryl group, 2-phenanthryl group, 3-phenanthryl group, 4-phenanthryl group, 9-phenanthryl group, 1-naphthacenyl group, 2-naphthacenyl group, 9-naphthacenyl group, 1-pyrenyl group, 2-pyrenyl group, 4-pyrenyl group, 2-biphenyl group, 3-biphenyl group, 4-biphenyl group, p-terphenyl-4-yl group, p-terphenyl-3-yl group, p-terphenyl-2-yl group, m-terphenyl-4-yl group, m-terphenyl-3-yl group, m-terphenyl-2-yl group, o-tolyl group, m-tolyl group, p-tolyl group, p-t-butylphenyl group, p-(2-phenylpropyl) phenyl group, 3-methyl-2-naphthyl group, 4-methyl-1-naphthyl group, 4-methyl-1-anthryl group, 4'-methylbiphenyl group, 4"-t-butyl-p-terphenyl-4-yl group, 2-pyroryl group, 3-pyroryl group, pyrazinyl group, 2-pyridinyl group, 3-pyridinyl group, 4-pyridinyl group, 2-indolyl group, 3-indolyl group, 4-indolyl group, 5-indolyl group, 6-indolyl group, 7-indolyl group, 1-isoindolyl group, 3-isoindolyl group, 4-isoindolyl group, 5-isoindolyl group, 6-isoindolyl group, 7-isoindolyl group, 2-furyl group, 3-furyl group, 2-benzofuranyl group, 3-benzofuranyl group, 4-benzofuranyl group, 5-benzofuranyl group, 6-benzofuranyl group, 7-benzofuranyl group, 1-isobenzofuranyl group, 3-isobenzofuranyl group, 4-isobenzofuranyl group, 5-isobenzofuranyl group, 6-isobenzofuranyl group, 7-isobenzofuranyl group, 2-quinolyl group, 3-quinolyl group, 4-quinolyl group, 5-quinolyl group, 6-quinolyl group, 7-quinolyl group, 8-quinolyl group, 1-isoquinolyl group, 3-isoquinolyl group, 4-isoquinolyl group, 5-isoquinolyl group, 6-isoquinolyl group, 7-isoquinolyl group, 8-isoquinolyl group, 2-quinoxalyl group, 5-quinoxalyl group, 6-quinoxalyl group, 1-carbazolyl group, 2-carbazolyl group, 3-carbazolyl group, 4-carbazolyl group, 1-phenanthrydiny group, 2-phenanthrydiny group, 3-phenanthrydiny group, 4-phenanthrydiny group, 6-phenanthrydiny group, 7-phenanthrydiny group, 8-phenanthrydiny group, 9-phenanthrydiny group, 10-phenanthrydiny group, 1-acridinyl group, 2-acridinyl group, 3-acridinyl group, 4-acridinyl group, 9-acridinyl group, 1,7-phenanthroline-2-yl group, 1,7-phenanthroline-3-yl group, 1,7-phenanthroline-4-yl group, 1,7-phenanthroline-5-yl group, 1,7-phenanthroline-6-yl group, 1,7-phenanthroline-8-yl group, 1,7-phenanthroline-9-yl group, 1,7-

phenanthroline-10-yl group, 1,8-phenanthroline-2-yl group, 1,8-phenanthroline-3-yl group, 1,8-phenanthroline-4-yl group, 1,8-phenanthroline-5-yl group, 1,8-phenanthroline-6-yl group, 1,8-phenanthroline-7-yl group, 1,8-phenanthroline-9-yl group, 1,8-phenanthroline-10-yl group, 1,9-phenanthroline-2-yl group, 1,9-phenanthroline-3-yl group, 1,9-phenanthroline-4-yl group, 1,9-phenanthroline-5-yl group, 1,9-phenanthroline-6-yl group, 1,9-phenanthroline-7-yl group, 1,9-phenanthroline-8-yl group, 1,9-phenanthroline-10-yl group, 1,10-phenanthroline-2-yl group, 1,10-phenanthroline-3-yl group, 1,10-phenanthroline-4-yl group, 1,10-phenanthroline-5-yl group, 2,9-phenanthroline-1-yl group, 2,9-phenanthroline-3-yl group, 2,9-phenanthroline-4-yl group, 2,9-phenanthroline-5-yl group, 2,9-phenanthroline-6-yl group, 2,9-phenanthroline-7-yl group, 2,9-phenanthroline-8-yl group, 2,9-phenanthroline-10-yl group, 2,8-phenanthroline-1-yl group, 2,8-phenanthroline-3-yl group, 2,8-phenanthroline-4-yl group, 2,8-phenanthroline-5-yl group, 2,8-phenanthroline-6-yl group, 2,8-phenanthroline-7-yl group, 2,8-phenanthroline-9-yl group, 2,8-phenanthroline-10-yl group, 2,7-phenanthroline-1-yl group, 2,7-phenanthroline-3-yl group, 2,7-phenanthroline-4-yl group, 2,7-phenanthroline-5-yl group, 2,7-phenanthroline-6-yl group, 2,7-phenanthroline-8-yl group, 2,7-phenanthroline-9-yl group, 2,7-phenanthroline-10-yl group, 1-phenazinyl group, 2-phenazinyl group, 1-phenothiazinyl group, 2-phenothiazinyl group, 3-phenothiazinyl group, 4-phenothiazinyl group, 1-phenoxazinyl group, 2-phenoxazinyl group, 3-phenoxazinyl group, 4-phenoxazinyl group, 2-oxazolyl group, 4-oxazolyl group, 5-oxazolyl group, 2-oxadiazolyl group, 5-oxadiazolyl group, 3-furazanyl group, 2-thienyl group, 3-thienyl group, 2-methylpyrrole-1-yl group, 2-methylpyrrole-3-yl group, 2-methylpyrrole-4-yl group, 2-methylpyrrole-5-yl group, 3-methylpyrrole-1-yl group, 3-methylpyrrole-2-yl group, 3-methylpyrrole-4-yl group, 3-methylpyrrole-5-yl group, 2-t-butylpyrrole-4-yl group, 3-(2-phenylpropyl)pyrrole-1-yl group, 2-methyl-1-indolyl group, 4-methyl-1-indolyl group, 2-methyl-3-indolyl group, 4-methyl-3-indolyl group, 2-t-butyl-1-indolyl group, 4-t-butyl-1-indolyl group, 2-t-butyl-3-indolyl group, 4-t-butyl-3-indolyl group and the like.

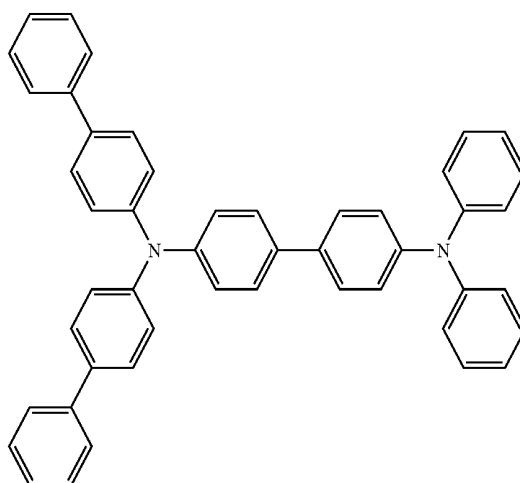
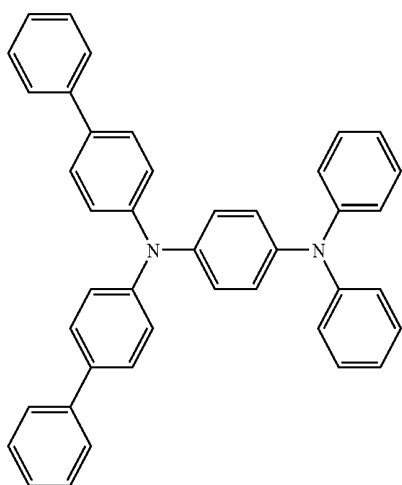
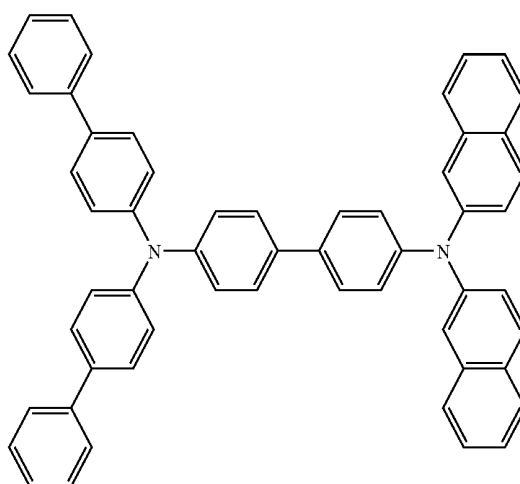
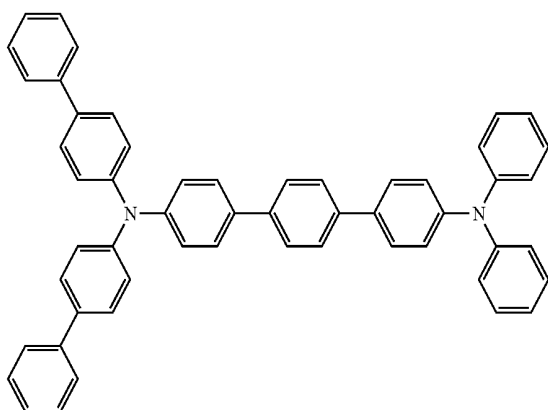
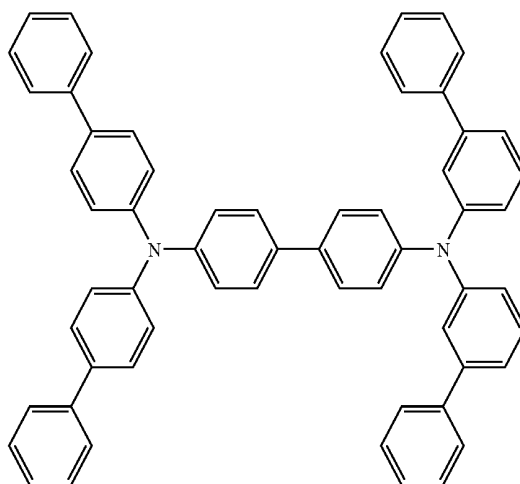
[0249] Examples of the compound represented by the general formula (I) are shown below. However, the compound represented by the formula (I) is not limited thereto.



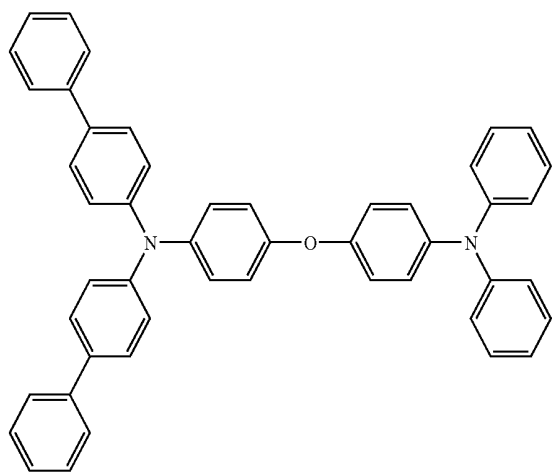
-continued



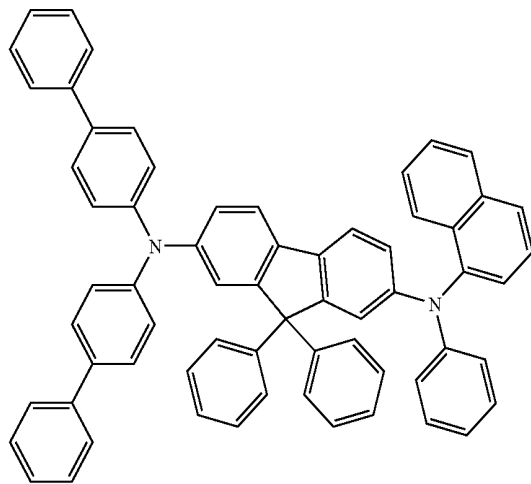
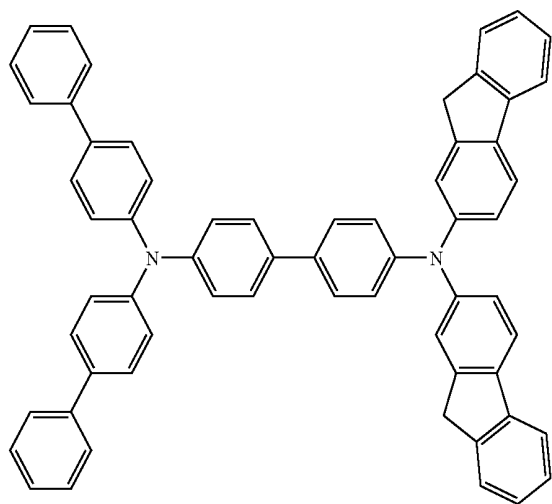
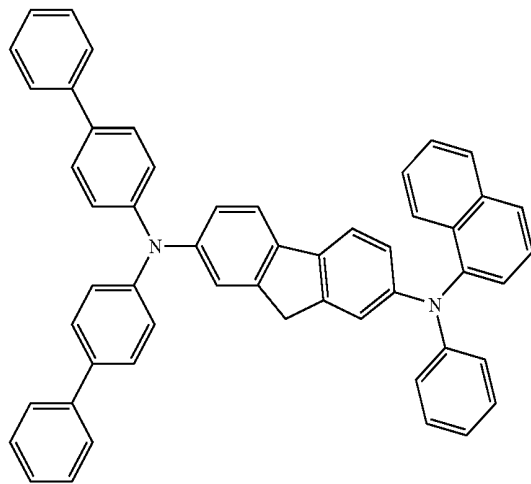
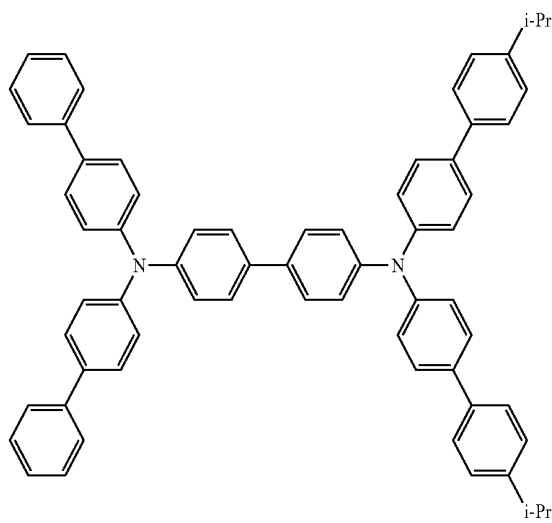
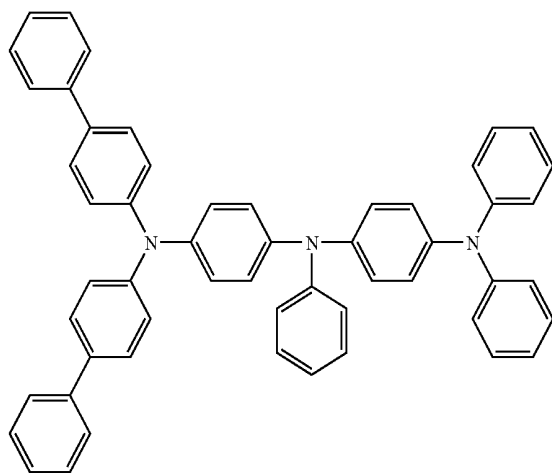
-continued



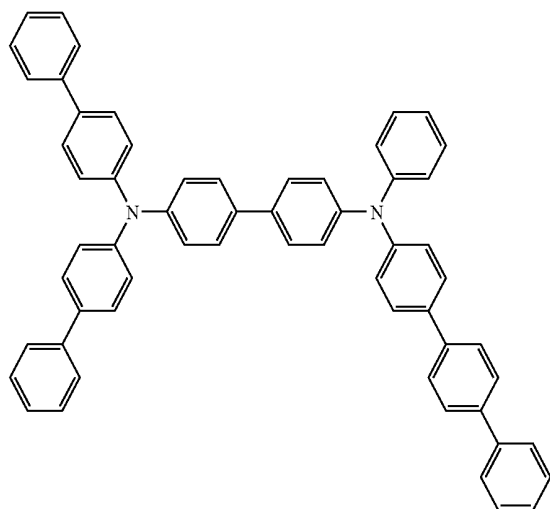
-continued



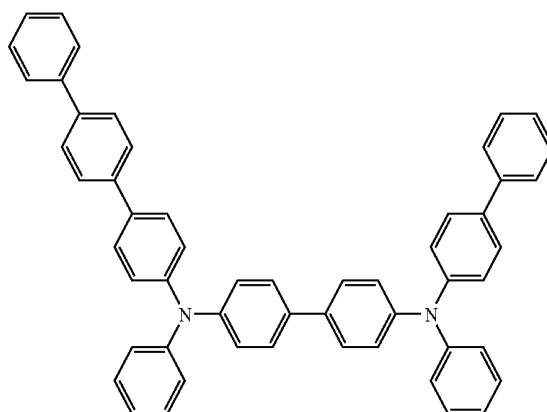
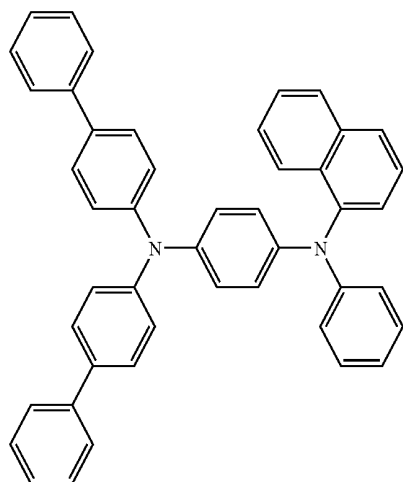
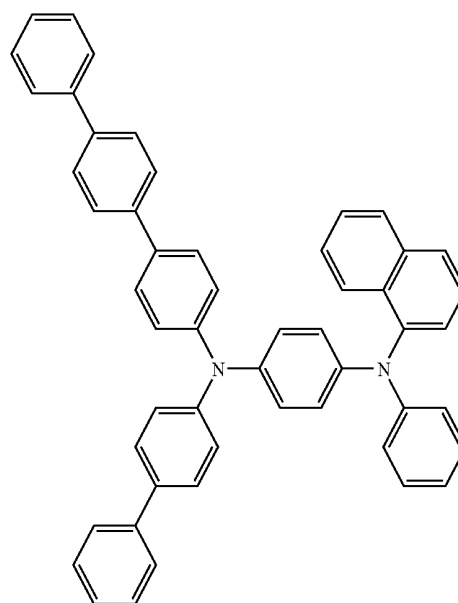
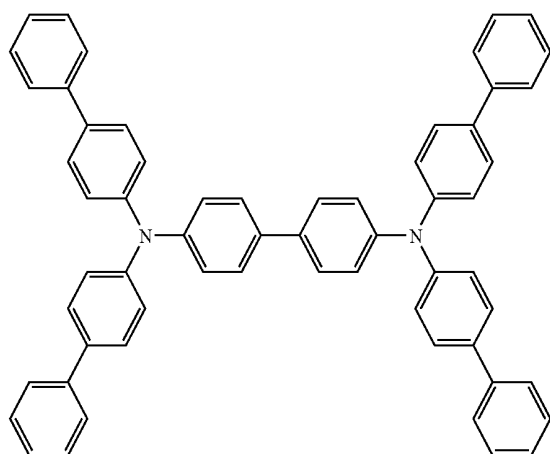
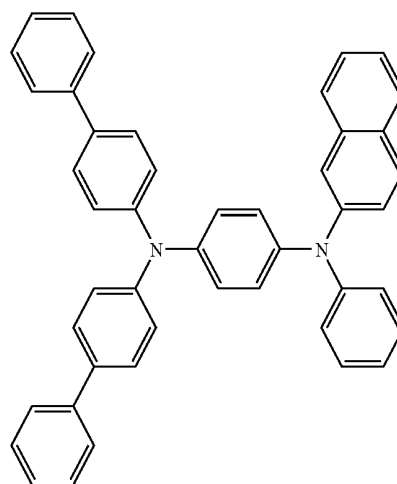
-continued



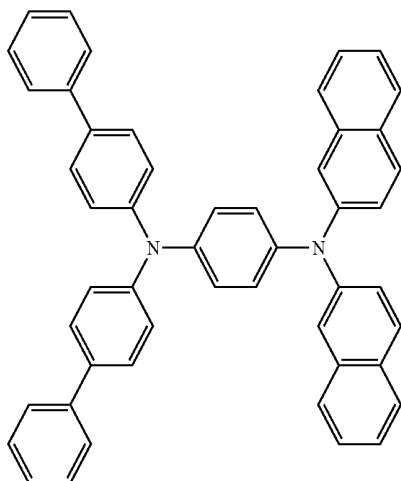
-continued



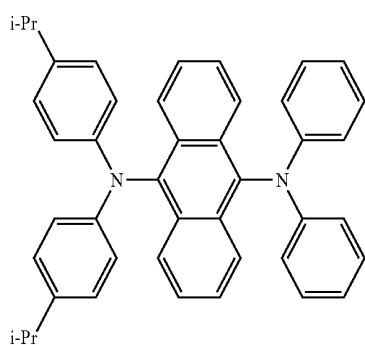
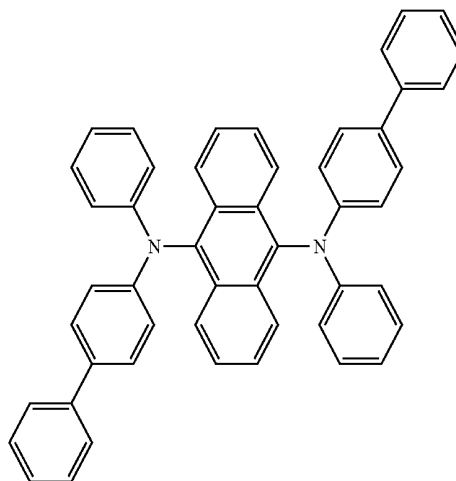
-continued



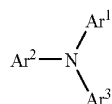
-continued



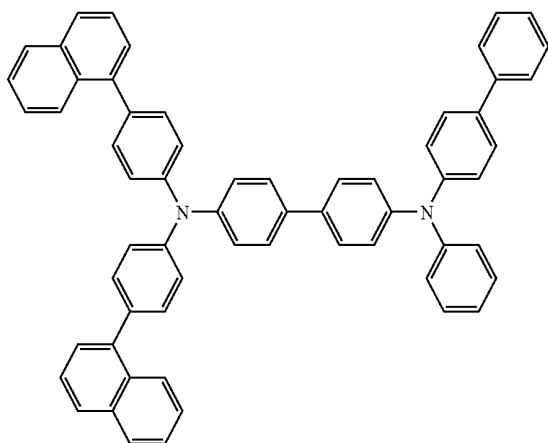
-continued



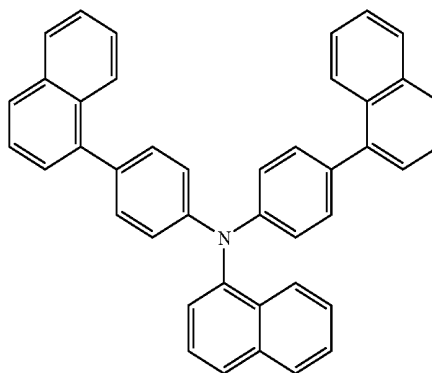
[0250] Aromatic amine represented by the following general formula (II) can also be preferably used for forming the hole injecting layer or the hole transporting layer.



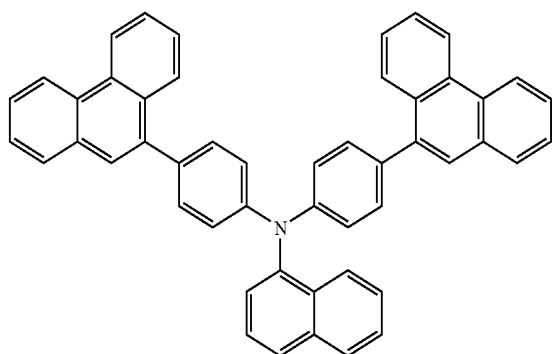
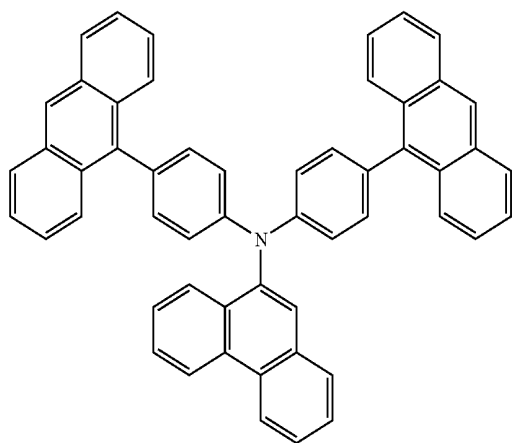
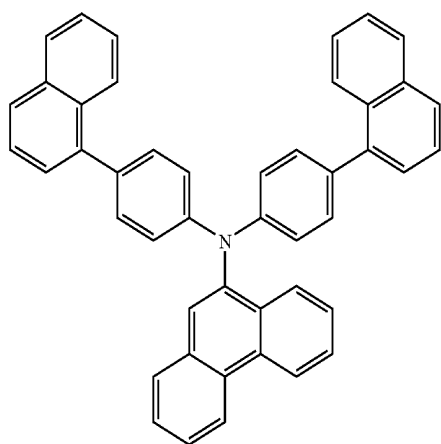
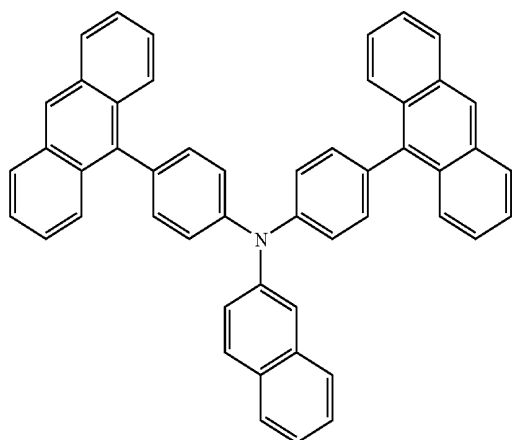
(II)



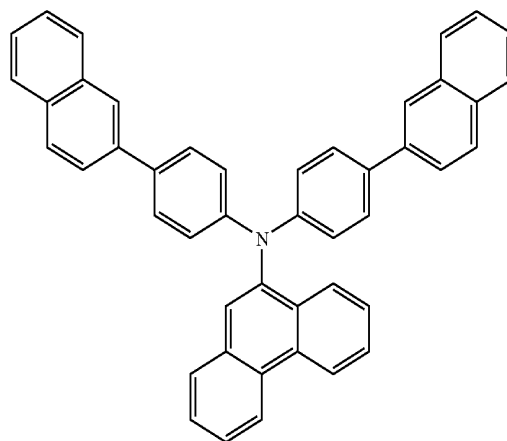
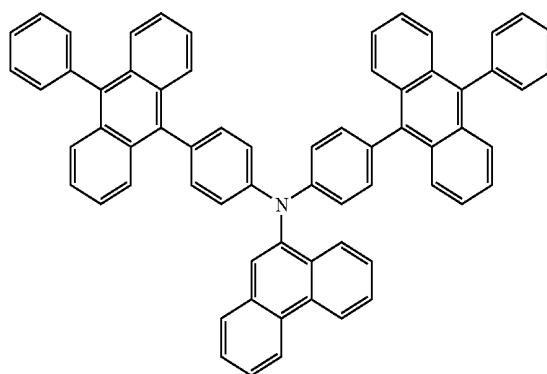
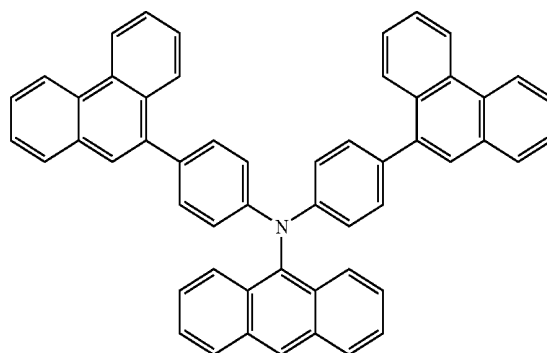
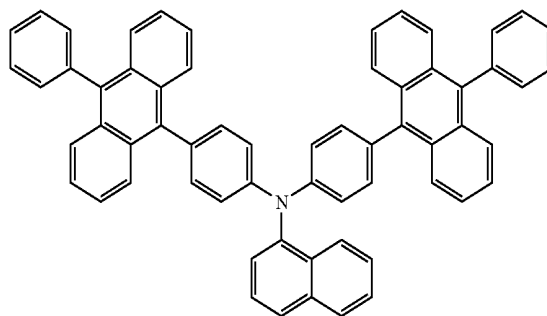
[0251] In the general formula (II), Ar¹ to Ar³ each represent the same as those represented by Ar¹ to Ar⁴ of the general formula (I). Examples of the compound represented by the general formula (II) are shown below. However, the compound represented by the formula (II) is not limited thereto.



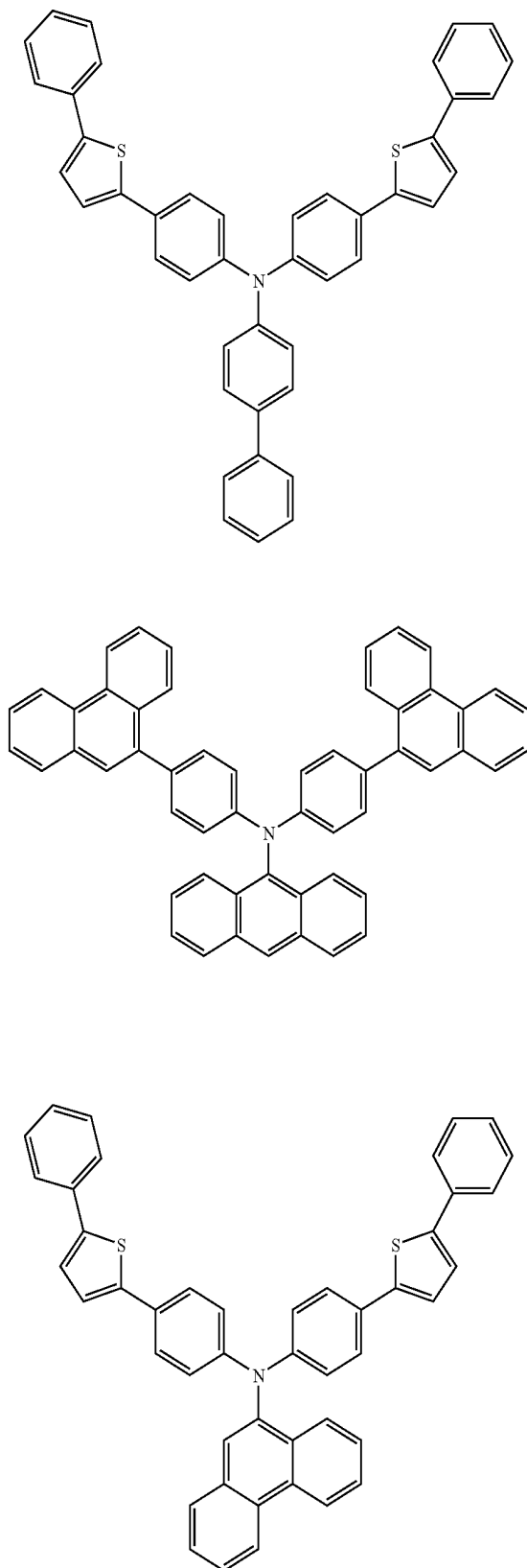
-continued



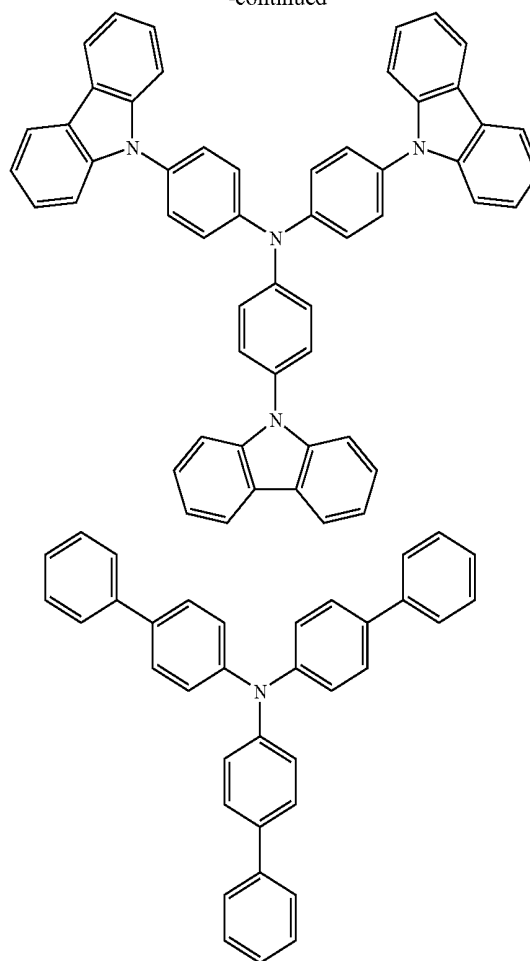
-continued



-continued



-continued



[0252] In the present invention, the anode of the organic EL device is used for injecting holes into the hole transporting layer or the emitting layer. It is effective that the anode has a work function of 4.5 eV or more. Exemplary materials for the anode used in the present invention are indium-tin oxide (ITO), tin oxide (NESA), gold, silver, platinum and copper and the like. In order to inject electrons into the electron transporting layer or the emitting layer, materials having a smaller work function is preferable for the cathode. Although a material for the cathode is subject to no specific limitation, examples of the material are indium, aluminum, magnesium, alloy of magnesium and indium, alloy of magnesium and aluminum, alloy of aluminum and lithium, alloy of aluminum, scandium and lithium, alloy of magnesium and silver and the like.

[0253] A method of forming each of the layers in the organic EL device according to the present invention are not particularly limited. A conventionally known methods such as vacuum deposition or spin coating may be employed for forming the layers. The organic thin-film layer containing the compound represented by the formula (1), which is used in the organic EL device according to the present invention, may be formed by a conventional coating method such as vacuum deposition, molecular beam epitaxy (MBE method) and coating methods using a solution such as a dipping, spin coating, casting, bar coating, and roll coating.

[0254] Although the thickness of each organic layer of the organic EL device is not particularly limited, the thickness is generally preferably in a range of several nanometers to 1 μm because excessively-thinned film likely entails defects such as a pin hole while excessively-thickened film requires high voltage to be applied and deteriorates efficiency.

[0255] The organic EL device is formed on a light-transmissive substrate. The light-transmissive plate, which supports the organic EL device, is preferably a smoothly-shaped substrate that transmits 50% or more of light in a visible region of 400 to 700 nm.

[0256] The light-transmissive plate is exemplarily a glass plate, a polymer plate or the like.

[0257] For the glass plate, such materials as soda-lime glass, barium/strontium-containing glass, lead glass, aluminosilicate glass, borosilicate glass, barium borosilicate glass, quartz and the like can be used.

[0258] For the polymer plate, such materials as polycarbonate, acrylic, polyethylene terephthalate, polyether sulfide, polysulfone and the like can be used.

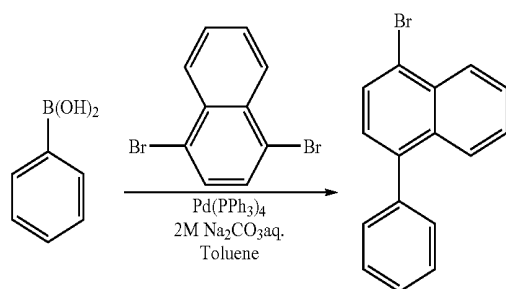
SYNTHESIS EXAMPLE

[0259] Next, the present invention will be described in further detail by exemplifying a reference synthesis example and synthesis example(s). However, the present invention is not limited to such synthesis examples.

REFERENCE SYNTHESIS EXAMPLE 1-1

Synthesis of 1-bromo-4-phenyl naphthalene

[0260]

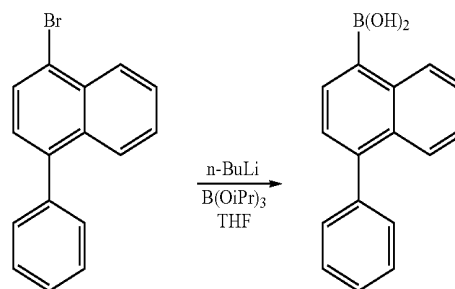


[0261] Under an argon gas atmosphere, 128.0 g (1.049 mol) of phenylboronic acid, 300.0 g (1.163 mol) of 1,4-dibromonaphthalene, 24.2 g (21.0 mmol) of tetrakis(triphenylphosphine) palladium(0), 4.3L of dimethoxyethane and 1.60L of 2M sodium carbonate solution were mixed, and stirred for 24 hours at 78 degrees C. The reaction mixture was further added with toluene and water, and then aqueous phase thereof was eliminated. After organic phase thereof was cleansed by water and dried with magnesium sulfate, toluene was distilled away under reduced pressure. By refining residue thereof by silica-gel column chromatography and by recrystallizing the residue by hexane, 122 g of 1-bromo-4-phenyl naphthalene was obtained with an yield of 41%.

REFERENCE SYNTHESIS EXAMPLE 1-2

Synthesis of 4-phenylnaphthalene-1-boronic Acid

[0262]

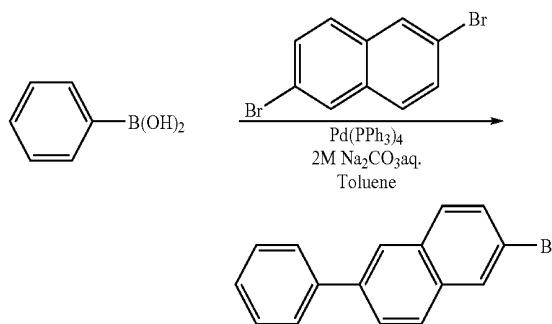


[0263] Under an argon gas atmosphere, a mixture of 121.0 g (427.3 mmol) of 1-bromo-4-phenylnaphthalene, 1.2L of dehydrated THF and 1.2L of dehydrated diethylether was cooled down to -20 degrees C., and added with 360 ml (562 mmol) of hexane solution of 1.56M n-butyllithium in drops while being stirred. Then, the reaction mixture was stirred for one hour at -20 degree C. The reaction mixture was further cooled down to -60 degrees C., and added with 241.1 g (1.28 mol) of triisopropyl borate in drops. The reaction mixture was subsequently warmed up to room temperature, and stirred for 16 hours at room temperature. The reaction mixture was further added with solution of hydrochloric acid to be stirred for one hour at room temperature. After the reaction, the reaction mixture was further added with toluene, so that aqueous phase thereof was eliminated. After organic phase thereof was cleansed with water and dried with magnesium sulfate, the solvent was distilled away under reduced pressure. By recrystallizing the obtained solid by hexane, 61.0 g of 4-phenylnaphthalene-1-boronic acid was obtained at an yield of 58%.

REFERENCE SYNTHESIS EXAMPLE 2-1

Synthesis of 2-bromo-6-phenylnaphthalene

[0264]



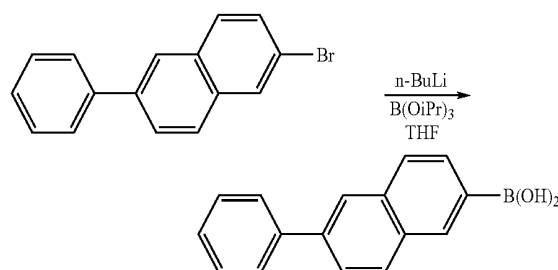
[0265] Under an argon gas atmosphere, 128.0 g (1.049 mol) of phenylboronic acid, 300.0 g (1.163 mol) of 2,6-dibromonaphthalene, 24.2 g (21.0 mmol) of tetrakis(triphenylphosphine) palladium(0), 4.3L of dimethoxyethane and 1.60L of 2M sodium carbonate solution were mixed, and stirred for 24 hours at 78 degrees C. The reaction mixture was further added with toluene and water, and then aqueous phase

thereof was eliminated. After organic phase thereof was cleansed by water and dried with magnesium sulfate, toluene was distilled away under reduced pressure. By refining residue thereof by silica-gel column chromatography and by recrystallizing the residue by hexane, 108 g of 2-bromo-6-phenyl naphthalene was obtained with an yield of 36%.

REFERENCE SYNTHESIS EXAMPLE 2-2

Synthesis of 6-phenylnaphthalene-2-boronic Acid

[0266]

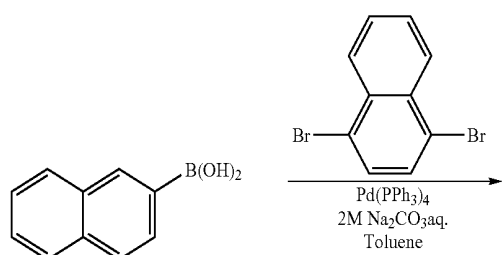


[0267] Under an argon gas atmosphere, a mixture of 100.0 g (353.1 mmol) of 2-bromo-6-phenylnaphthalene, 1.2L of dehydrated THF and 1.2L of dehydrated diethylether was cooled down to -20 degrees C., and added with 280 ml (437 mmol) of hexane solution of 1.56M n-butyllithium in drops while being stirred. Then, the reaction mixture was stirred for one hour at -20 degree C. The reaction mixture was further cooled down to -60 degrees C., and added with 199.3 g (1.06 mol) of triisopropyl borate in drops. The reaction mixture was subsequently warmed up to room temperature, and stirred for 16 hours at room temperature. The reaction mixture was further added with solution of hydrochloric acid to be stirred for one hour at room temperature. After the reaction, the reaction mixture was further added with toluene, so that aqueous phase thereof was eliminated. After organic phase thereof was cleansed with water and dried with magnesium sulfate, the solvent was distilled away under reduced pressure. By recrystallizing the obtained solid by hexane, 58.0 g of 6-phenylnaphthalene-2-boronic acid was obtained at an yield of 55%.

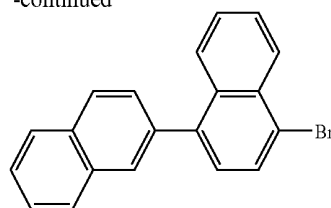
REFERENCE SYNTHESIS EXAMPLE 3-1

Synthesis of 4-bromo-1-(2-naphthyl)naphthalene

[0268]



-continued

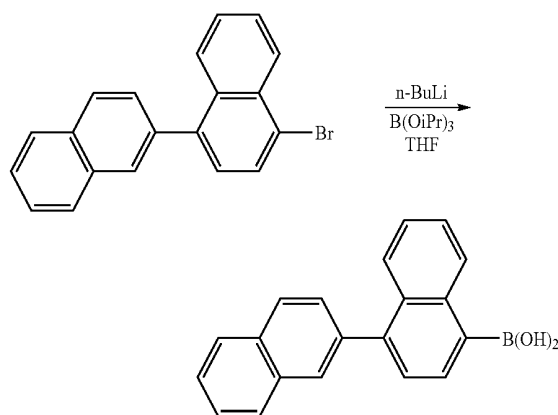


[0269] Under an argon gas atmosphere, 121 g (700 mmol) of 2-naphthaleneboronic acid, 200.0 g (700 mmol) of 1,4-dibromonaphthalene, 16.2 g (13.4 mmol) of tetrakis(triphenylphosphine) palladium(0), 3.0L of toluene, 3.2L of dimethoxyethane and 1.60L of 2M sodium carbonate solution were mixed, and stirred for 20 hours at 78 degrees C. The reaction mixture experienced filtration to be subsequently cleansed by water and methanol. The obtained solid was added with toluene to be heat-dissolved. Insoluble matter therein was eliminated by filtration, such that the filtrate was distilled away under reduced pressure. By recrystallizing residue by toluene and hexane, 59 g of 4-bromo-1-(2-naphthyl)naphthalene was obtained at an yield of 25%.

REFERENCE SYNTHESIS EXAMPLE 3-2

Synthesis of 1-(2-naphthyl)naphthalene-4-boronic Acid

[0270]



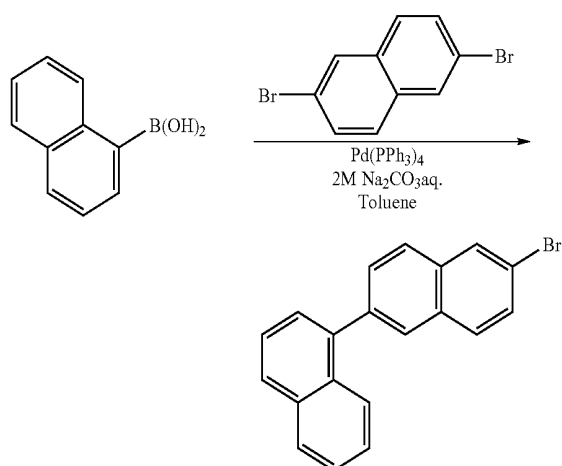
[0271] Under an argon gas atmosphere, a mixture of 59.0 g (177 mmol) of 4-bromo-1-(2-naphthyl)naphthalene, 600 mL of dehydrated toluene and 600 mL of dehydrated diethylether was cooled down to -10 degrees C., and added with 134 ml (212 mmol) of hexane solution of 1.58M n-butyllithium in drops while being stirred. Then, the reaction mixture was stirred for four hours at -10 degree C. The reaction mixture was further cooled down to -60 degrees C., and added with 99.9 g (531 mmol) of triisopropyl borate in drops. The reaction mixture was subsequently warmed up to room temperature, and stirred for 17 hours at room temperature. The reaction mixture was further added with solution of hydrochloric acid to be stirred for one night at room temperature. After the reaction, the reaction mixture experienced liquid separation, organic phase thereof was cleansed with water, and the solvent was distilled away under reduced pressure until the reaction mixture became slurry. By adding residue with hexane,

filtering the solid and recrystallizing the residue by THF and hexane, 32.5 g of 1-(2-naphthyl)naphthalene-4-boronic acid was obtained at an yield of 62%.

REFERENCE SYNTHESIS EXAMPLE 4-1

Synthesis of 6-bromo-2-(1-naphthyl)naphthalene

[0272]

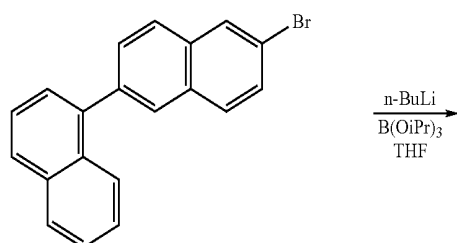


[0273] Under an argon gas atmosphere, 165.40 g (9621.7 mmol) of 2-naphthaleneboronic acid, 250.0 g (874.2 mmol) of 1,4-dibromonaphthalene, 20.2 g (17.5 mmol) of tetrakis (triphenylphosphine) palladium(0), 4.1L of dimethoxyethane and 1.32L of 2M sodium carbonate solution were mixed, and stirred for 24 hours at 78 degrees C. The reaction mixture experienced filtration, filtrate thereof was cleansed with water and the reaction mixture was dried with magnesium sulfate. Then, toluene was distilled away under reduced pressure. By refining residue thereof by silica-gel column chromatography and by recrystallizing the residue by acetic ether, 80 g of 6-bromo-2-(1-naphthyl)naphthalene was obtained with an yield of 27%.

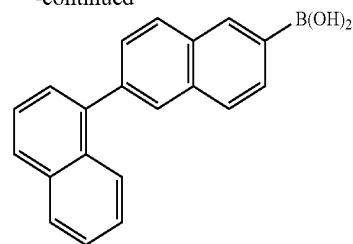
REFERENCE SYNTHESIS EXAMPLE 4-2

Synthesis of 2-(1-naphthyl)naphthalene-6-boronic Acid

[0274]



-continued

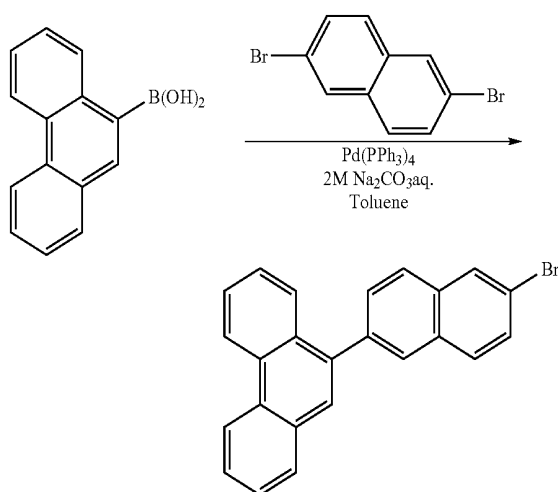


[0275] Under an argon gas atmosphere, a mixture of 80.0 g (240.0 mmol) of 6-bromo-2-(1-naphthyl)naphthalene, 800 mL of dehydrated toluene and 800 mL of dehydrated diethylether was cooled down to -10 degrees C., and added with 185 mL (288 mmol) of hexane solution of 1.58M n-butyllithium in drops while being stirred. Then, the reaction mixture was stirred for four hours at -10 degree C. The reaction mixture was further cooled down to -60 degrees C., and added with 135 g (720 mmol) of triisopropyl borate in drops. The reaction mixture was subsequently warmed up to room temperature, and stirred for 17 hours at room temperature. The reaction mixture was further added with solution of hydrochloric acid to be stirred for one night at room temperature. After the reaction, the reaction mixture experienced liquid separation, organic phase thereof was cleansed with water, and the solvent was distilled away under reduced pressure until the reaction mixture became slurry. By adding residue thereof with hexane, filtering the solid and recrystallizing the residue by THF and hexane, 42.7 g of 2-(1-naphthyl)naphthalene-6-boronic acid was obtained at an yield of 60%.

REFERENCE SYNTHESIS EXAMPLE 5-1

Synthesis of 6-bromo-2-(9-phenanthrenyl)naphthalene

[0276]



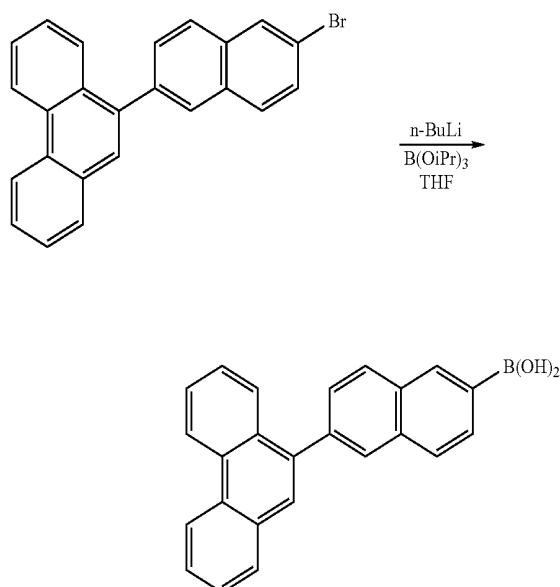
[0277] Under an argon gas atmosphere, 19.41 g (87.4 mmol) of 9-phenanthreneboronic acid, 25.00 g (87.4 mmol) of 2,6-dibromonaphthalene, 2.02 g (1.75 mmol) of tetrakis (triphenylphosphine) palladium(0), 400 mL of dimethoxyethane and 132 mL of 2M sodium carbonate solution were

mixed, and stirred for 24 hours at 78 degrees C. The reaction mixture experienced filtration, filtrate thereof was cleansed with water and the reaction mixture was dried with magnesium sulfate. Then, toluene was distilled away under reduced pressure. By refining residue thereof by silica-gel column chromatography and by recrystallizing the residue by acetic ether, 9.80 g of 6-bromo-2-(9-phenanthrenyl)naphthalene was obtained with a yield of 29%.

REFERENCE SYNTHESIS EXAMPLE 5-2

Synthesis of 2-(9-phenanthrenyl)naphthalene-6-boronic Acid

[0278]

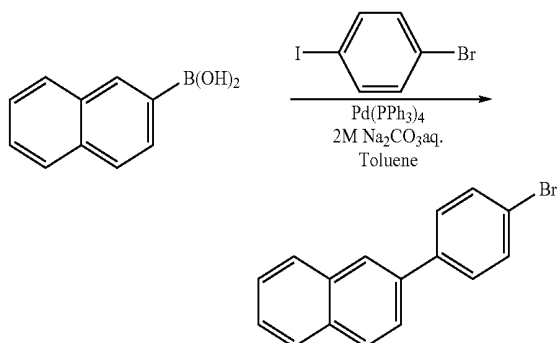


[0279] Under an argon gas atmosphere, a mixture of 9.80 g (25.6 mmol) of 6-bromo-2-(9-phenanthrenyl)naphthalene, 100 mL of dehydrated toluene and 100 mL of dehydrated diethylether was cooled down to -10 degrees C., and added with 19.7 mL (30.7 mmol) of hexane solution of 1.56M n-butyllithium in drops while being stirred. Then, the reaction mixture was stirred for four hours at -10 degree C. The reaction mixture was further cooled down to -60 degrees C., and added with 14.4 g (76.7 mmol) of triisopropyl borate in drops. The reaction mixture was subsequently warmed up to room temperature, and stirred for 16 hours at room temperature. The reaction mixture was further added with solution of hydrochloric acid to be stirred for one night at room temperature. After the reaction, the reaction mixture experienced liquid separation, organic phase thereof was cleansed with water, and the solvent was distilled away under reduced pressure until the reaction mixture became slurry. By adding residue thereof with hexane, filtering the solid and recrystallizing the residue by THF and hexane, 5.20 g of 2-(9-phenanthrenyl)naphthalene-6-boronic acid was obtained at a yield of 58%.

REFERENCE SYNTHESIS EXAMPLE 6-1

Synthesis of 2-(4-bromophenyl)naphthalene

[0280]

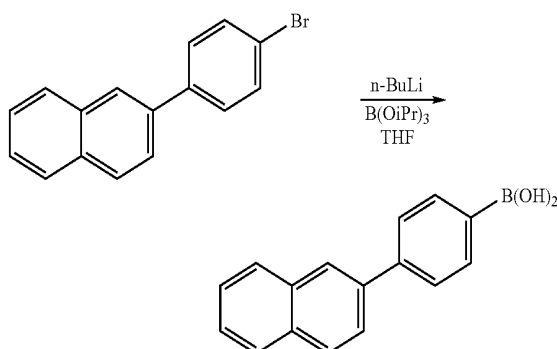


[0281] Under an argon gas atmosphere, 70.0 g (407 mmol) of 2-naphthaleneboronic acid, 115.1 g (407 mmol) of 4-bromoiodobenzene, 9.40 g (8.14 mmol) of tetrakis(triphenylphosphine) palladium(0), 1.2 L of toluene and 600 mL of 2M sodium carbonate solution were mixed, and stirred for 20 hours at 90 degrees C. After the reaction in the mixture was over, toluene was distilled away therefrom, and the mixture was added with methanol, such that precipitated solid was separated by filtration. By recrystallizing the obtained solid by acetic ether and methanol and subsequently drying the solid, 77.2 g of 2-(4-bromophenyl)naphthalene was obtained with a yield of 67%.

REFERENCE SYNTHESIS EXAMPLE 6-2

Synthesis of 4-(2-naphthyl)phenylboronic Acid

[0282]



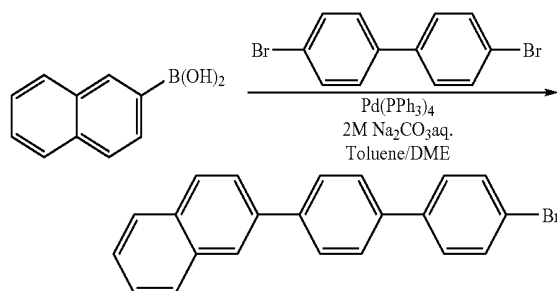
[0283] Under an argon gas atmosphere, a mixture of 50.0 g (177 mmol) of 2-(4-bromophenyl)naphthalene and 500 mL of dehydrated THF was cooled down to -60 degrees C., and added with 136 mL (212 mmol) of hexane solution of 1.56M n-butyllithium in drops while being stirred. Then, the reaction mixture was stirred for one hour at -60 degrees C. 99.6 g (529 mmol) of triisopropyl borate was dropped into the reaction solution at -60 degrees C. Subsequently, the reaction mixture was warmed up to room temperature, and stirred for 18 hours. The reaction mixture was further added with solution of hydrochloric acid to be stirred for one hour at room temperature. After the reaction, the reaction mixture was further

added with toluene, so that aqueous phase thereof was eliminated. After organic phase thereof was dried with magnesium sulfate, the solvent was distilled away under reduced pressure. By crystallizing the obtained solid by toluene, 33.6 g of 4-(2-naphthyl)phenylboronic acid was obtained at a yield of 84%.

REFERENCE SYNTHESIS EXAMPLE 7-1

Synthesis of 2-(4'-bromobiphenyl-4-yl)naphthalene

[0284]

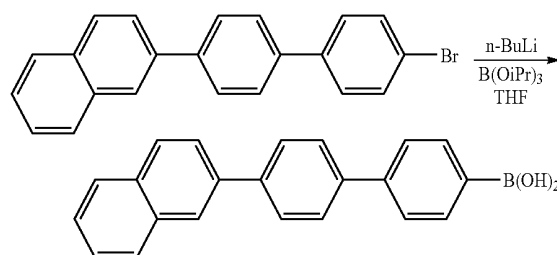


[0285] Under an argon gas atmosphere, 27.55 g (160 mmol) of 2-naphthaleneboronic acid, 50.0 g (160 mmol) of 4,4'-dibromobiphenyl, 3.70 g (3.20 mmol) of tetrakis(triphenylphosphine) palladium(0), 400 mL of toluene, 100 mL of dimethoxyethane and 240 mL of 2M sodium carbonate solution were mixed, and stirred for 24 hours at 78 degrees C. After the reaction in the mixture was over, toluene was distilled away therefrom, and the mixture was added with water and methanol, such that precipitated solid was separated by filtration. By cleansing the obtained solid by water, methanol, DME and toluene in this order, recrystallizing the solid by acetic ether and methanol and subsequently drying the solid, 15.3 g of 2-(4'-bromobiphenyl-4-yl)naphthalene was obtained with a yield of 27%.

REFERENCE SYNTHESIS EXAMPLE 7-2

Synthesis of 4'-(naphthalene-2-yl)biphenyl-4-yl boronic Acid

[0286]



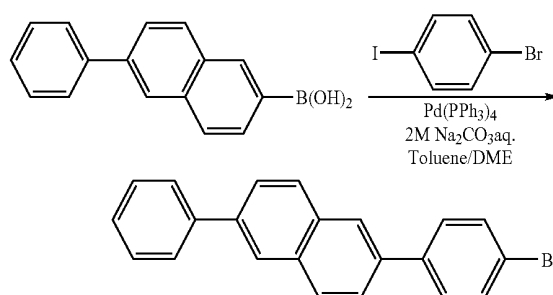
[0287] Under an argon gas atmosphere, a mixture of 15.3 g (42.6 mmol) of 2-(4'-bromobiphenyl-4-yl)naphthalene and 200 mL of dehydrated THF was cooled down to -60 degrees C., and added with 32.8 mL (51.1 mmol) of hexane solution of 1.56M n-butyllithium in drops while being stirred. Then, the reaction mixture was stirred for one hour at -60 degree C. The reaction mixture was further cooled down to -60 degrees

C., and added with 24.0 g (1.06 mol) of triisopropyl borate in drops. Then, the mixture was warmed up to room temperature to be stirred for 16 hours. The reaction mixture was further added with solution of hydrochloric acid to be stirred for one hour at room temperature. After the reaction, the reaction mixture was further added with toluene, so that aqueous phase thereof was eliminated. After organic phase thereof was cleansed with water and dried with magnesium sulfate, the solvent was distilled away under reduced pressure. By recrystallizing the obtained solid by hexane, 9.50 g of 4'-(naphthalene-2-yl)biphenyl-4-yl boronic acid was obtained at a yield of 67%.

REFERENCE SYNTHESIS EXAMPLE 8-1

Synthesis of 2-(4-bromophenyl)-6-phenylnaphthalene

[0288]

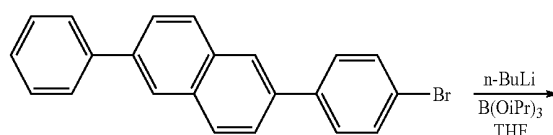


[0289] Under an argon gas atmosphere, 21.9 g (88.3 mmol) of 6-phenylnaphthalene-2-boronic acid, 25.0 g (88.3 mmol) of 4-bromoiodobenzene, 2.00 g (1.77 mmol) of tetrakis(triphenylphosphine) palladium(0), 400 mL of toluene, 100 mL of dimethoxyethane and 132 mL of 2M sodium carbonate solution were mixed, and stirred for 15 hours while being refluxed. After the reaction in the mixture was over, the mixture experienced filtration, through which aqueous phase thereof was eliminated. After organic phase thereof was cleansed by water and dried with magnesium sulfate, toluene was distilled away under reduced pressure. Residue thereof was refined by silica-gel column chromatography, such that 15.3 g of 2-(4-bromophenyl)-6-phenylnaphthalene was obtained with a yield of 48%.

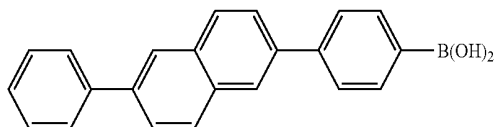
REFERENCE SYNTHESIS EXAMPLE 8-2

Synthesis of 4-(6-phenylnaphthalene-2-yl)phenylboronic Acid

[0290]



-continued



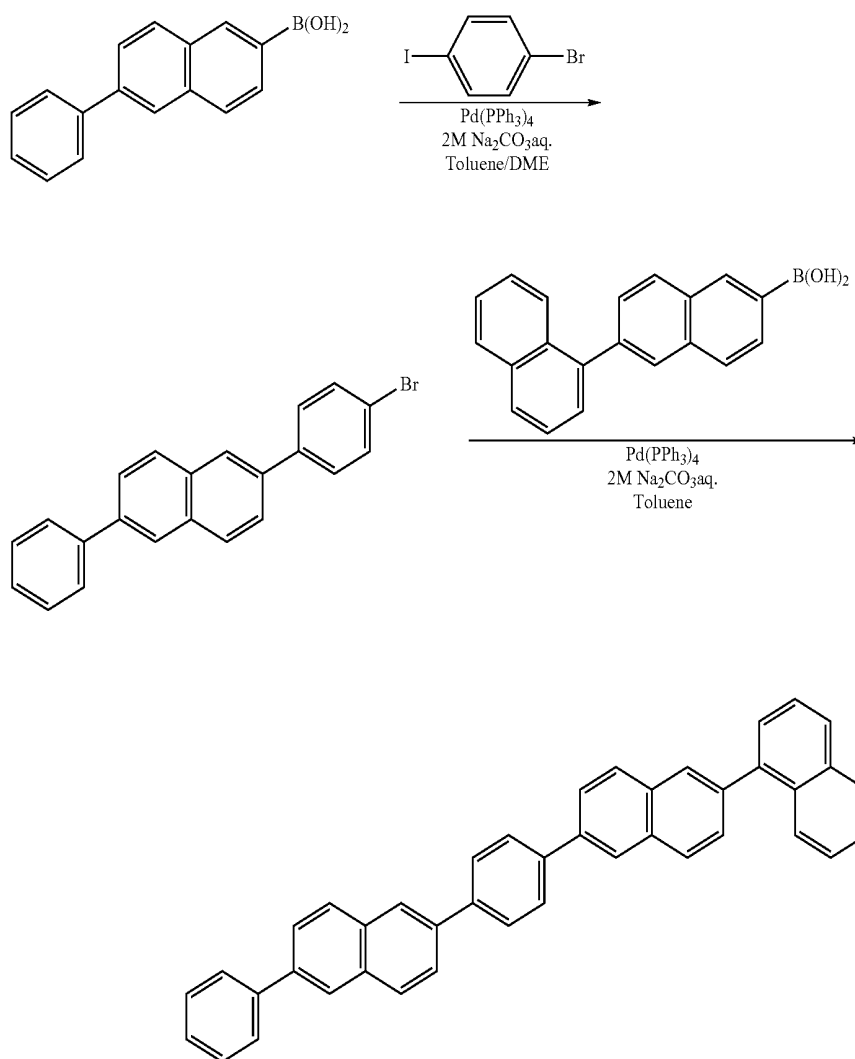
[0291] Under an argon gas atmosphere, a mixture of 15.3 g (42.6 mmol) of 2-(4-bromophenyl)-6-phenylnaphthalene and 200 mL of dehydrated THF was cooled down to -60 degrees C., and added with 32.8 mL (51.1 mmol) of hexane solution of 1.56M n-butyllithium in drops while being stirred. Then, the reaction mixture was stirred for two hours at -60 degrees C. 24.0 g (128 mol) of triisopropyl borate was dropped into

the reaction solution at -60 degrees C. Subsequently, the reaction mixture was warmed up to room temperature, and stirred for 17 hours. The reaction mixture was cooled down to 0 degree C. to be further added with solution of hydrochloric acid, and then stirred for one hour at room temperature. After the reaction, the reaction mixture was further added with toluene, so that aqueous phase thereof was eliminated. After organic phase thereof was dried with magnesium sulfate, the solvent was distilled away under reduced pressure. By recrystallizing residue by toluene and hexane, 8.7 g of 4-(6-phenylnaphthalene-2-yl)phenylboronic acid was obtained at an yield of 63%.

SYNTHESIS EXAMPLE 1-1

Synthesis of Compound 1-1

[0292]



1-1

[0293] Under an argon gas atmosphere, 20.0 g (70.7 mmol) of 4-bromoiodobenzene, 17.5 g (70.7 mmol) of 6-phenylnaphthalene-2-boronic acid, 1.63 g (1.41 mmol) of tetrakis(triphenylphosphine) palladium(0), 200 mL of toluene, 50 mL of dimethoxyethane and 107 mL of 2M sodium carbonate solution were mixed, and stirred for 10 hours at 90 degrees C. Subsequently, the reaction mixture was cooled down to room temperature, added with water and stirred for one hour. After the solid precipitated during the reaction was separated by filtration, the obtained solid was cleansed with water, methanol, dimethoxyethane and toluene in this order. By dissolving the obtained solid in toluene and refining the solution by silica-gel column chromatography, 18.6 g of 2-(4-bromophenyl)-6-phenylnaphthalene was obtained at an yield of 73%.

[0294] Under an argon gas atmosphere, 7.00 g (19.5 mmol) of 2-(4-bromophenyl)-6-phenylnaphthalene, 5.81 g (19.5 mmol) of 2-(1-naphthyl)naphthalene-6-boronic acid, 0.45 g (0.39 mmol) of tetrakis(triphenylphosphine)palladium(0), 50

mL of toluene, and 29.5 mL of 2M sodium carbonate solution were mixed, and stirred for 15 hours at 100 degrees C. Subsequently, the reaction mixture was cooled down to room temperature, added with water and stirred for one hour. After the solid precipitated during the reaction was separated by filtration, the obtained solid was cleansed with water, methanol, dimethoxyethane and toluene in this order. The obtained solid was added with toluene to be heat-dissolved. By eliminating insoluble matter by filtration, condensing the filtrate, and recrystallizing the filtrate by toluene and hexane, 4.32 g of the compound 1-1 was obtained at an yield of 42%.

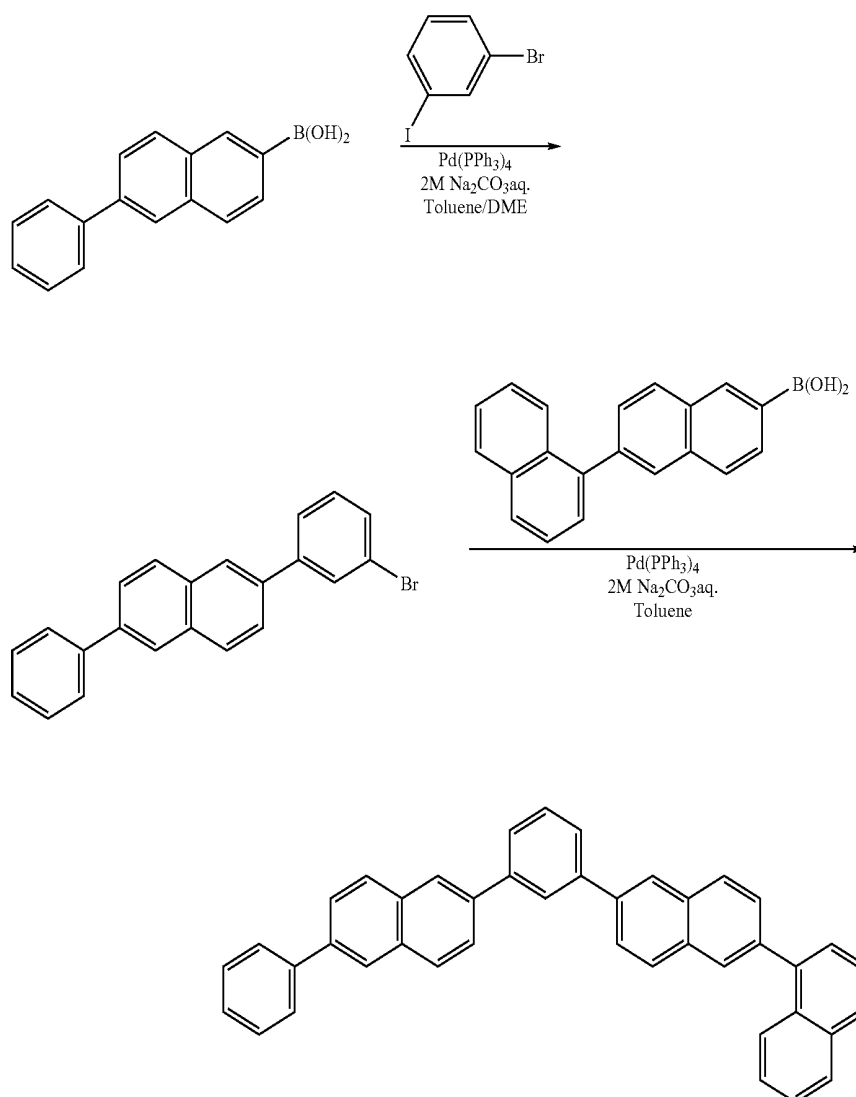
[0295] Mass-spectrum analysis consequently showed that m/e was equal to 532 while a calculated molecular weight was 532.22.

SYNTHESIS EXAMPLE 1-2

Synthesis of Compound 1-2

[0296]

1-2



[0297] The compound 1-2 was synthesized by the same method as the compound 1-1 except that 3-bromoiodobenzene was used in place of 4-bromoiodobenzene.

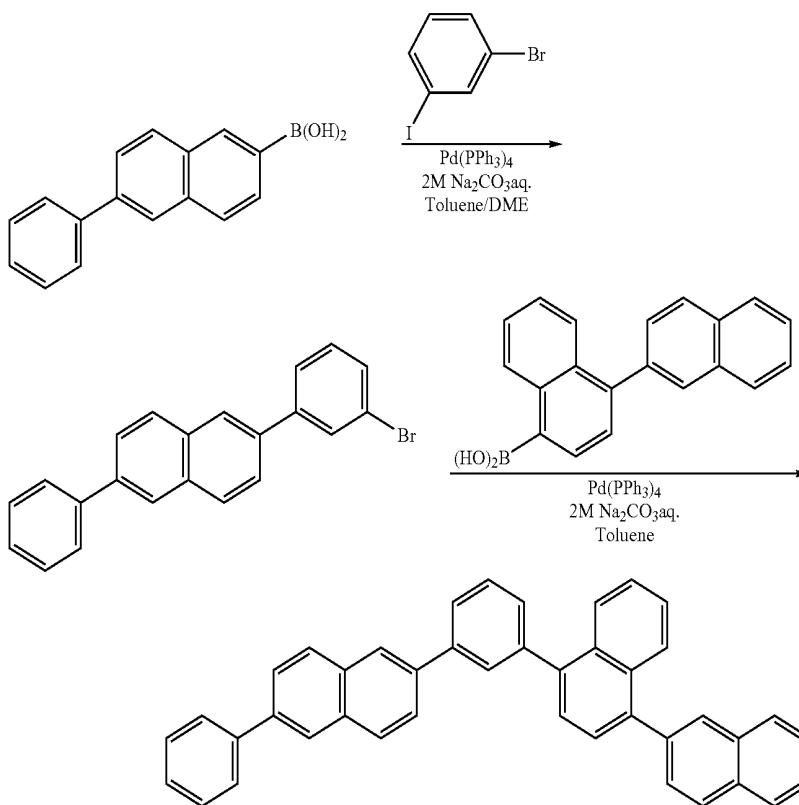
[0298] Mass-spectrum analysis consequently showed that m/e was equal to 532 while a calculated molecular weight was 532.22.

SYNTHESIS EXAMPLE 1-3

Synthesis of Compound 1-5

[0299]

1-5



[0300] The compound 1-5 was synthesized by the same method as the compound 1-1 except that 3-bromoiodobenzene was used in place of 4-bromoiodobenzene and that 1-(2-naphthyl)naphthalene-4-boronic acid was used in place of 2-(1-naphthyl)naphthalene-6-boronic acid.

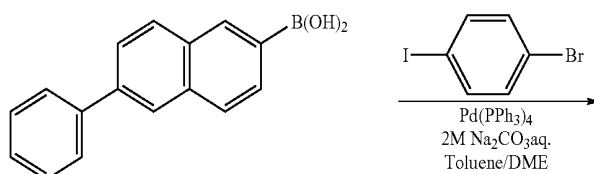
[0301] Mass-spectrum analysis consequently showed that m/e was equal to 532 while a calculated molecular weight was 532.22.

SYNTHESIS EXAMPLE 1-4

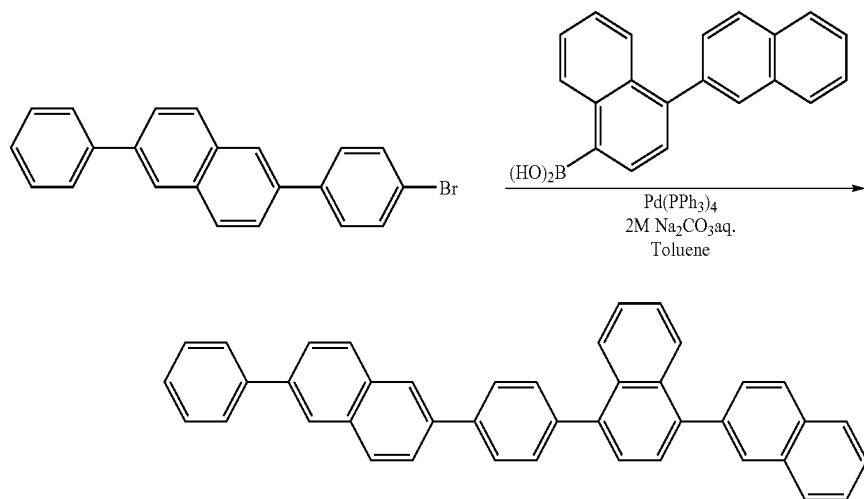
Synthesis of Compound 1-6

[0302]

1-6



-continued

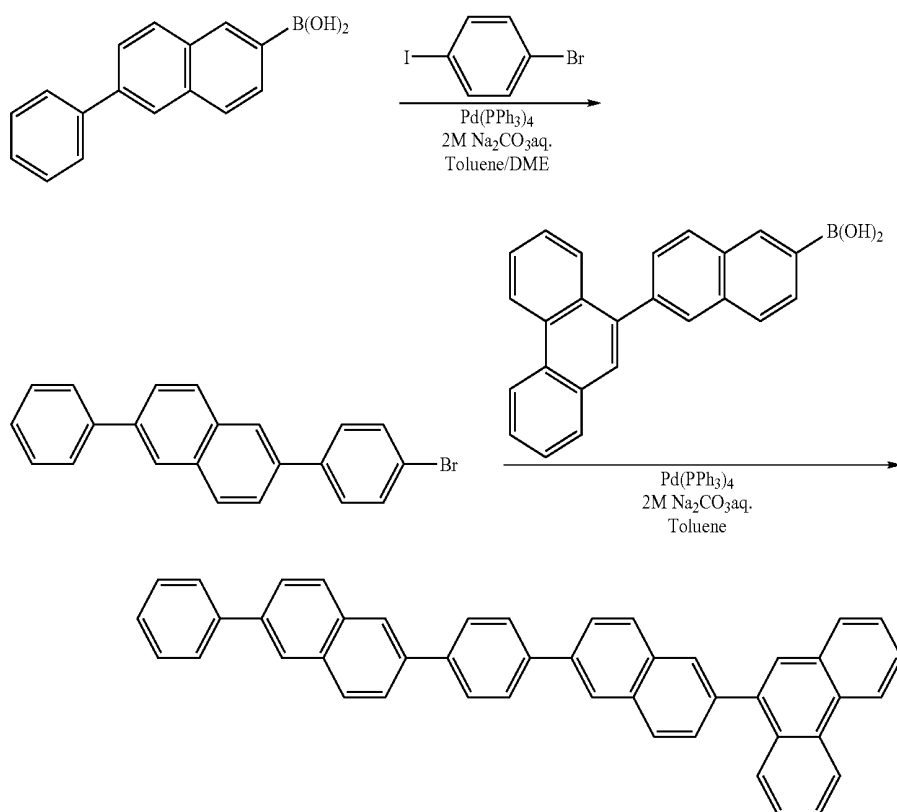


[0303] The compound 1-6 was synthesized by the same method as the compound 1-1 except that 1-(2-naphthyl)naphthalene-4-boronic acid was used in place of 2-(1-naphthyl)naphthaleneboronic acid.

[0304] Mass-spectrum analysis consequently showed that m/e was equal to 532 while a calculated molecular weight was 532.22.

SYNTHESIS EXAMPLE 1-5

Synthesis of Compound 1-8

[0305]

1-8

[0306] The compound 1-8 was synthesized by the same method as the compound 1-1 except that 2-(9-phenanthrenyl)naphthalene-6-boronic acid was used in place of 2-(1-naphthyl)naphthalene-6-boronic acid.

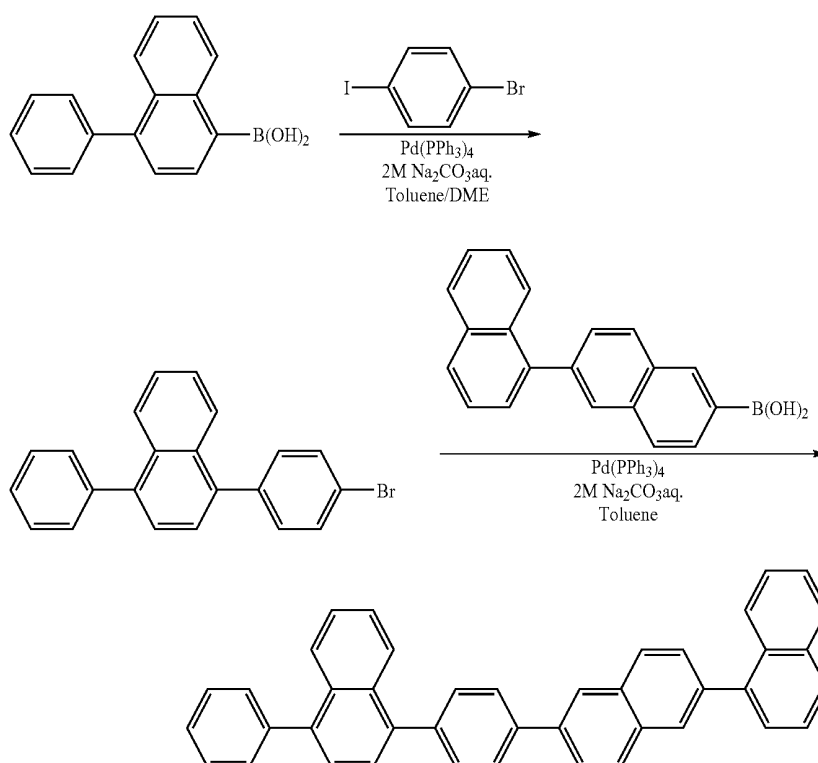
[0307] Mass-spectrum analysis consequently showed that m/e was equal to 582 while a calculated molecular weight was 582.23.

SYNTHESIS EXAMPLE 1-6

Synthesis of Compound 1-10

[0308]

1-10



[0309] The compound 1-10 was synthesized by the same method as the compound 1-1 except that 4-phenylnaphthalene-1-boronic acid was used in place of 6-phenylnaphthalene-2-boronic acid.

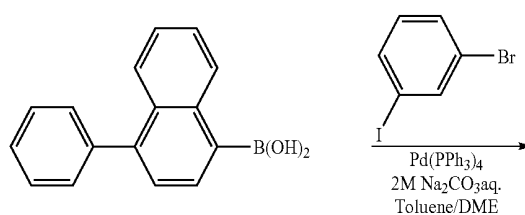
[0310] Mass-spectrum analysis consequently showed that m/e was equal to 532 while a calculated molecular weight was 532.22.

SYNTHESIS EXAMPLE 1-7

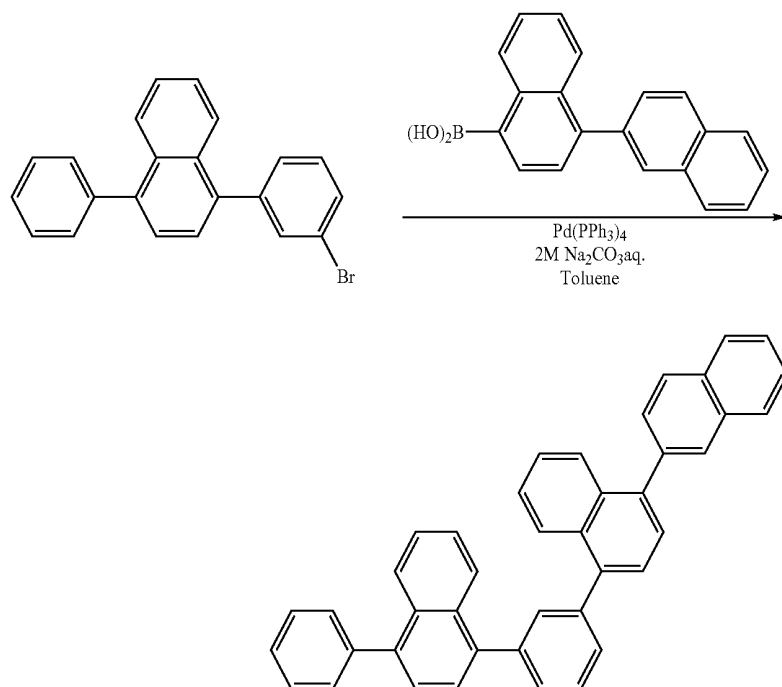
Synthesis of Compound 1-12

[0311]

1-12



-continued



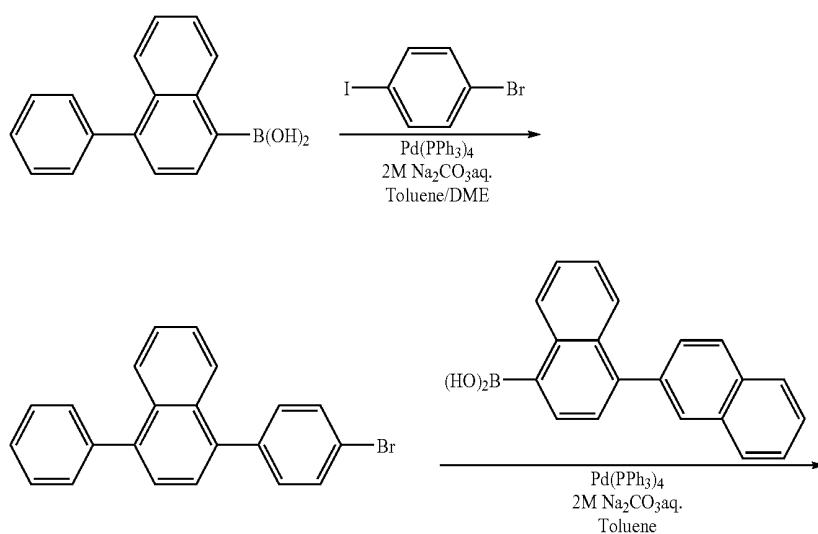
[0312] The compound 1-12 was synthesized by the same method as the compound 1-1 except that 4-phenylnaphthalene-1-boronic acid was used in place of 6-phenylnaphthalene-2-boronic acid, that 3-bromiodobenzene was used in place of 4-bromiodobenzene, and that 1-(2-naphthyl)naphthalene-4-boronic acid was used in place of 2-(1-naphthyl)naphthalene-6-boronic acid.

[0313] Mass-spectrum analysis consequently showed that m/e was equal to 532 while a calculated molecular weight was 532.22.

SYNTHESIS EXAMPLE 1-8

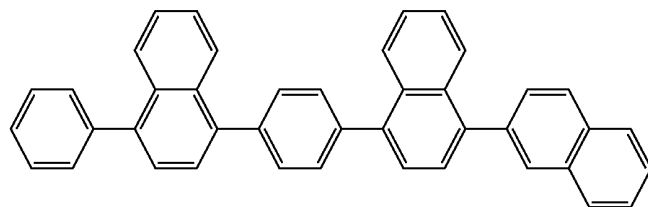
Synthesis of Compound 1-15

[0314]



1-15

-continued



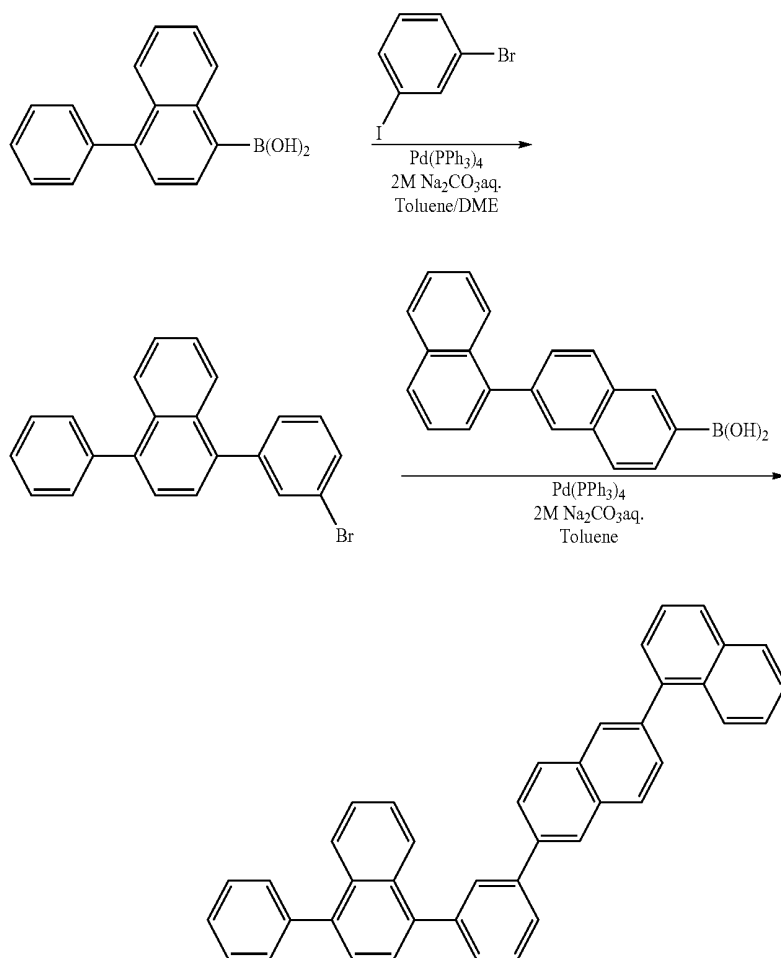
[0315] The compound 1-15 was synthesized by the same method as the compound 1-1 except that 4-phenylnaphthalene-1-boronic acid was used in place of 6-phenylnaphthalene-2-boronic acid and that 1-(2-naphthyl) naphthalene-4-boronic acid was used in place of 2-(1-naphthyl)naphthalene-6-boronic acid.

[0316] Mass-spectrum analysis consequently showed that m/e was equal to 532 while a calculated molecular weight was 532.22.

SYNTHESIS EXAMPLE 1-9

Synthesis of Compound 1-20

[0317]



1-20

[0318] The compound 1-20 was synthesized by the same method as the compound 1-1 except that 4-phenylnaphthalene-1-boronic acid was used in place of 6-phenylnaphthalene-2-boronic acid and that 3-bromiodobenzene was used in place of 4-bromiodobenzene.

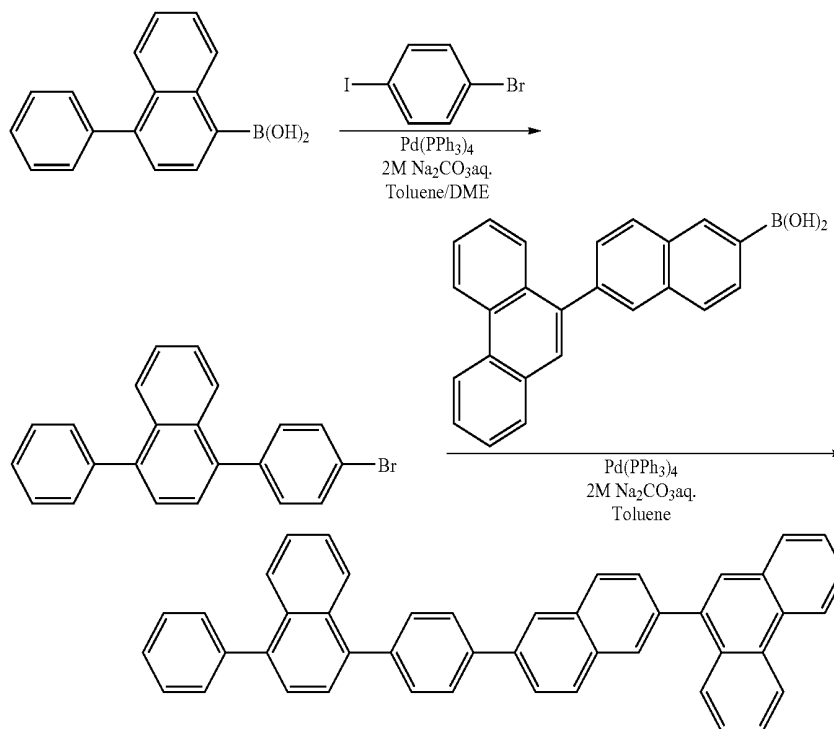
[0319] Mass-spectrum analysis consequently showed that m/e was equal to 532 while a calculated molecular weight was 532.22.

SYNTHESIS EXAMPLE 1-10

Synthesis of Compound 1-29

[0320]

1-29



[0321] The compound 1-29 was synthesized by the same method as the compound 1-1 except that 4-phenylnaphthalene-1-boronic acid was used in place of 6-phenylnaphthalene-2-boronic acid and that 2-(9-phenanthrenyl)naphthalene-6-boronic acid was used in place of 2-(1-naphthyl)naphthalene-6-boronic acid.

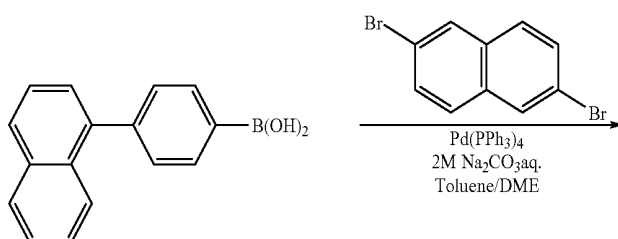
[0322] Mass-spectrum analysis consequently showed that m/e was equal to 582 while a calculated molecular weight was 582.23.

SYNTHESIS EXAMPLE 1-11

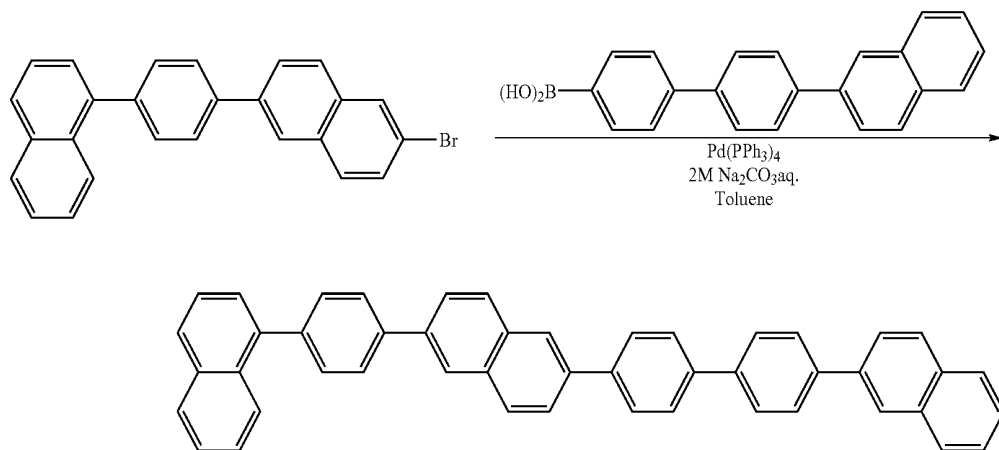
Synthesis of Compound 1-41

[0323]

1-41



-continued



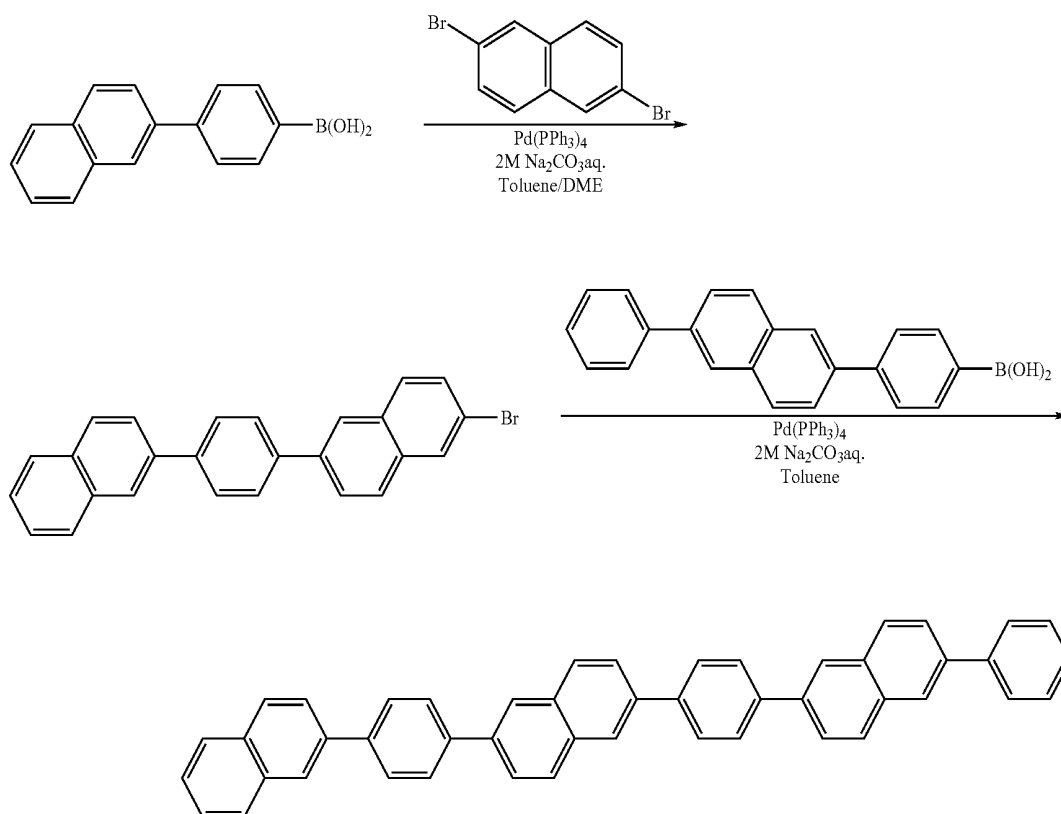
[0324] The compound 1-41 was synthesized by the same method as the compound 1-1 except that 2,6-dibromonaphthalene was used in place of 4-bromoiodobenzene, that 4-(1-naphthyl)phenylboronic acid was used in place of 6-phenyl-naphthalene-2-boronic acid, and that 4'-(1-naphthalene-2-yl)biphenyl-4-yl boronic acid was used in place of 2-(1-naphthyl)naphthalene-6-boronic acid.

[0325] Mass-spectrum analysis consequently showed that m/e was equal to 608 while a calculated molecular weight was 608.25.

SYNTHESIS EXAMPLE 1-12

Synthesis of Compound 1-44

[0326]



1-44

[0327] The compound 1-44 was synthesized by the same method as the compound 1-1 except that 4-(2-naphthyl)phenylboronic acid was used in place of 3-(1-naphthyl)phenylboronic acid and that 4-(6-phenylnaphthalene-2-yl)phenylboronic acid was used in place of 2-(1-naphthyl)naphthalene-6-boronic acid.

[0328] Mass-spectrum analysis consequently showed that m/e was equal to 608 while a calculated molecular weight was 608.25.

[0329] A machine used in the measurement of mass spectrometry and measurement conditions thereof in the above synthesis examples will be described below.

[0330] Machine: JSM-700 (manufactured by Japan Electron Optics Laboratories Ltd.)

[0331] Conditions: accelerating voltage of 8 kV

[0332] Scan range m/z of 50 to 3000

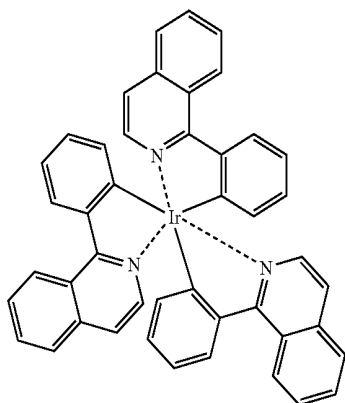
[0333] Emitter type: carbon

[0334] emitter current: 0 mA→2 mA/minute→40 mA (maintained for 10 minutes)

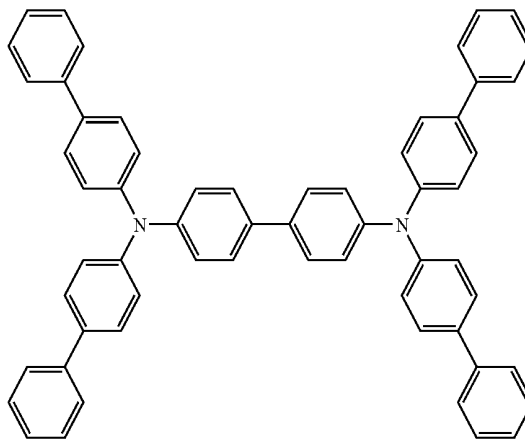
EXAMPLES

[0335] Next, the present invention will be described in further detail by exemplifying Example(s). However, the present invention is not limited to Example(s).

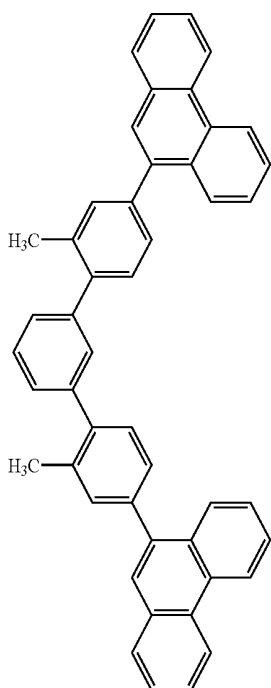
[0336] Structures of compounds used in Examples and Comparatives will be shown below.



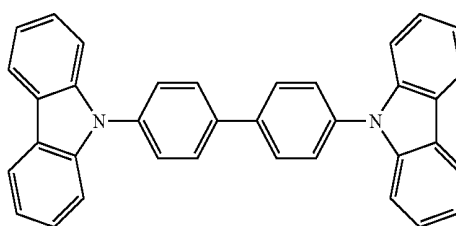
Ir(piq)₃



HT1



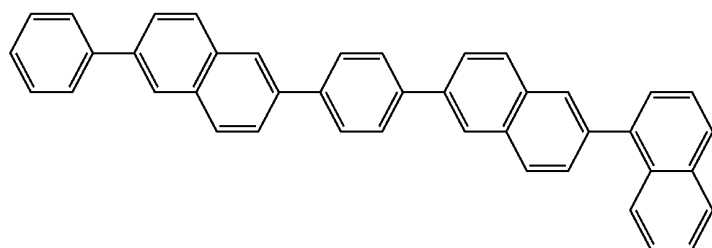
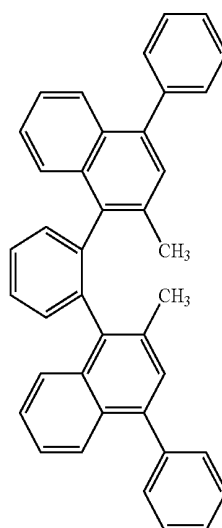
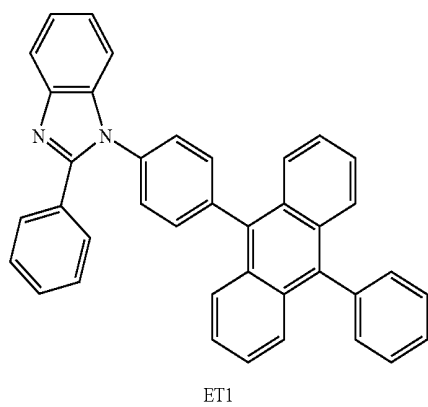
Compound A



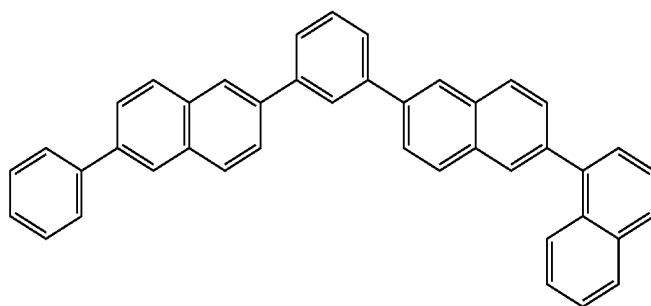
CBP

-continued

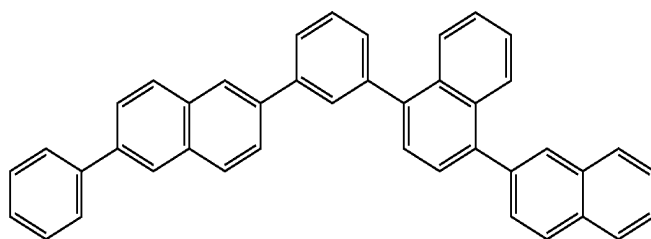
Compound B



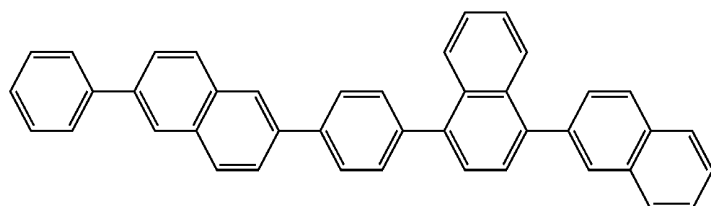
1-1



1-2



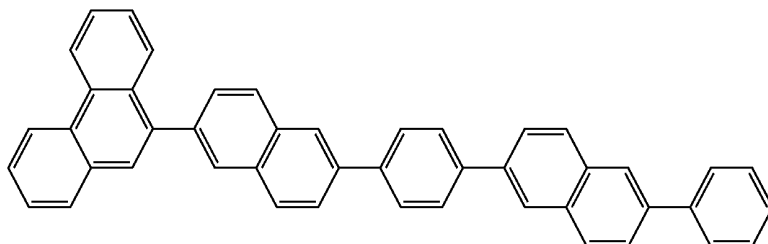
1-5



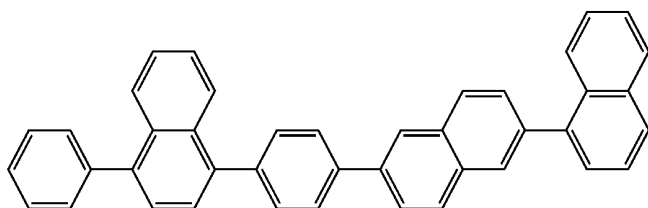
1-6

-continued

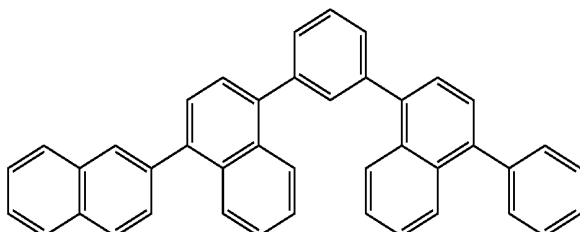
1-8



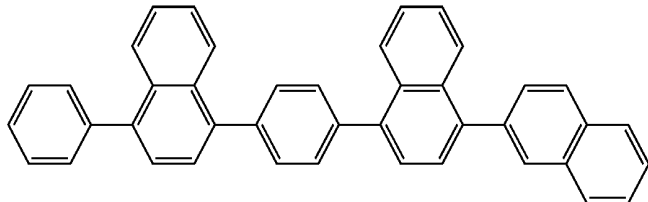
1-10



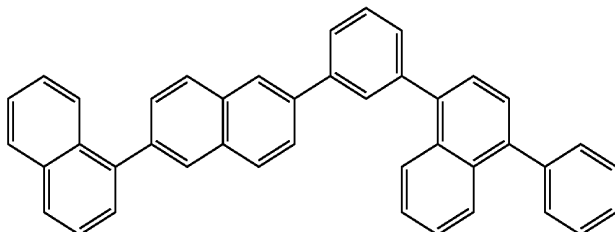
1-12



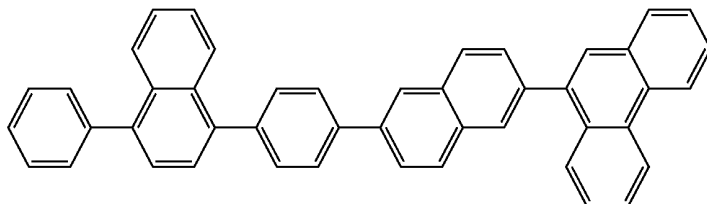
1-15



1-20



1-29



Example 1

[0337] (Manufacturing of Organic EL Device)

[0338] A glass substrate (size: 25 mm×75 mm×0.7 mm thick) having an ITO transparent electrode (manufactured by Asahi Glass Co., Ltd) was ultrasonic-cleaned in isopropyl alcohol for five minutes, and then UV/ozone-cleaned for 30 minutes. After the glass substrate having the transparent electrode line was cleaned, the glass substrate was mounted on a

vacuum deposition apparatus, so that 50-nm thick film of HT1 was initially formed to cover a surface of the glass substrate where the transparent electrode line was provided. The HT1 film serves as a hole injecting/transporting layer. Subsequently to the formation of the hole injecting/transporting layer, 40-nm thick film of a new host compound 1-1 and a film of Ir(piq)₃ as a phosphorescent dopant were co-evaporated by resistance heating so that Ir(piq)₃ was contained therein with a content of 10 mass %. The co-deposited film

serves as an emitting layer (phosphorescent emitting layer). After the film of the emitting layer was formed, 40-nm thick film of ET1 was formed. The film of ET1 serves as an electron transporting layer. Then, 0.5-nm thick film of LiF was formed as an electron-injecting electrode (cathode) at a film-forming speed of 1 Å/min. Metal (Al) was vapor-deposited on the LiF film to form a 150-nm thick metal cathode, thereby providing the organic EL device.

Examples 2 to 10 and Comparatives 1 to 3

[0339] The organic EL devices according respectively to Examples 2 to 10 and Comparatives 1 to 3 are formed by the same method as Example 1 except that host compounds shown in Table 1 were respectively used in place of the new host compound 1-1 of Example 1.

[Evaluation on Emitting Performance of Organic EL Device]

[0340] The organic EL devices according to Examples 1 to 10 and Comparatives 1 to 3 each were driven by direct-current electricity to emit light, so that voltage at a current density of 10 mA/cm², luminous efficiency and time elapsed until the initial luminance intensity of 3000 cd/m² was reduced to the half (i.e., time until half-life) were measured for each organic EL device. Then, pixel uniformity when each organic EL device was driven at 70 degrees C. was visually checked, among which devices having uniform pixels are rated as A while devices having ununiform pixels are rated as B. The results of the evaluation are shown in Table 1.

TABLE 1

	Host Compound	Voltage (V)	Luminous Efficiency (cd/A)	Time until Half-Life (hours)	Pixel Uniformity When Driven at 70° C.
Example 1	1-1	4.2	10.3	10000	A
Example 2	1-2	4.4	11.2	9000	A
Example 3	1-5	4.3	10.8	9500	A
Example 4	1-6	4.0	9.8	8000	A
Example 5	1-8	4.8	11.3	11000	A
Example 6	1-10	4.1	9.5	9000	A
Example 7	1-12	4.4	10.4	10000	A
Example 8	1-15	4.0	9.6	8500	A
Example 9	1-20	4.3	9.7	10000	A
Example 10	1-29	4.1	10.1	8500	A
Comparative 1	CBP	5.4	6.3	1200	B
Comparative 2	Compound A	5.5	8.3	800	B
Comparative 3	Compound B	4.8	8.1	500	B

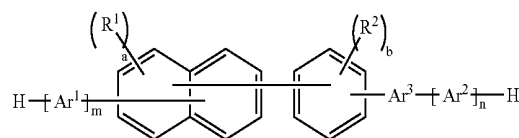
[0341] As is understood from the above, the organic EL device according to each of Examples 1 to 10, in which the naphthalene derivative according to the present invention was used as the host of the phosphorescent emitting layer, is excellent in time until half-life, pixel uniformity when driven at a high temperature of 70 degrees C. and luminous efficiency, and requires less drive voltage, as compared with the organic EL device according to each of Comparatives 1 to 3.

[0342] Accordingly, the organic EL device according to the present invention is free from pixel defects and excellent in luminous efficiency, heat resistance and lifetime.

[0343] The priority application Numbers JP2007-179120 and JP2007-179121 upon which this patent application is based are hereby incorporated by reference.

1. A naphthalene derivative represented by a formula (1) as follows,

(1)



where: Ar¹ and Ar² each represent an aromatic hydrocarbon cyclic group having 6 to 18 carbon atoms forming a ring, the aromatic hydrocarbon cyclic group having none of anthracene skeleton, pyrene skeleton, acenaphthylene skeleton and naphthacene skeleton;

Ar³ represents a benzene skeleton or a naphthalene skeleton;

Ar¹ to Ar³ are substituted or unsubstituted;

Ar¹ to Ar³ each are allowed to be bonded in any position of a main-chain benzene skeleton or a main-chain naphthalene skeleton;

R¹ and R² each represent an alkyl group, a cycloalkyl group, an alkoxy group, a cyano group, a silyl group or a halogen atom, R¹ and R² each being allowed to be bonded in any position of the main-chain naphthalene or the main-chain benzene;

a and b each represent an integer in a range of 0 to 4;

a represents the number of substituent(s) R¹ directly bonded to the main-chain naphthalene;

b represents the number of substituent(s) R² directly bonded to the main-chain benzene;

R¹ and R² are allowed to be mutually the same or different;

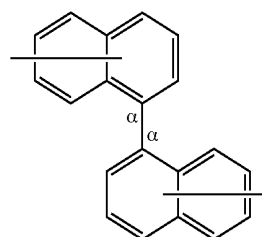
when a and b each independently are 2 or more, a plurality of R¹ are allowed to be mutually the same or different, a plurality of R² are allowed to be mutually the same or different, or the plurality of R¹ are allowed to be the same as or different from the plurality of R²;

m and n each represent an integer in a range of 1 to 4;

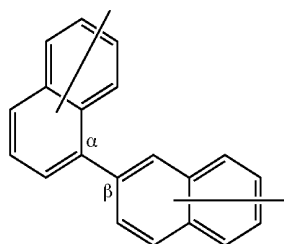
when Ar³ represents a naphthalene skeleton, the structure represented by (—[Ar¹]_m—H) is not the same as the structure represented by (—[Ar²]_n—H);

when the naphthalene derivative has a structure in which two naphthalene skeletons are consecutively bonded together, the structure of the naphthalene derivative is represented by any one of formulae (1-A), (1-B), (1-C) and (1-D) as follows;

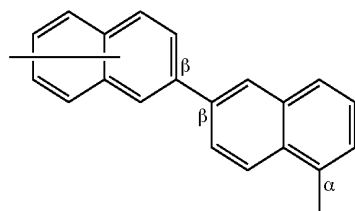
(1-A)



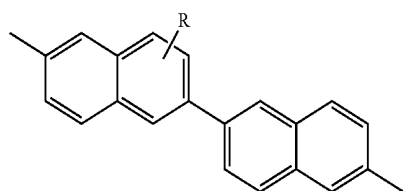
-continued



(1-B)



(1-C)



(1-D)

the naphthalene skeletons represented by the formulae (1-A), (1-B) and (1-C) each are allowed to have a substituent(s) in any suitable position(s) or to be unsubstituted;

R in the formula (1-D) represents a substituent, R being allowed to represent a single substituent or plural substituents, the single substituent or the plural substituents being allowed to be in any position(s) of the two naphthalene skeletons, the plural substituents when R represents the plural substituents being allowed to be mutually the same or different;

when the naphthalene derivative has a structure in which three naphthalene skeletons are consecutively bonded together, a naphthalene skeleton of the three naphthalene skeletons that is positioned at the center of the structure is tetravalent or more while at least either one of the other naphthalene skeletons of the three naphthalene skeletons that are positioned at ends of the structure is trivalent or more;

when the naphthalene derivative has a structure in which four naphthalene skeletons are consecutively bonded together, at least one of the four naphthalene skeletons is tetravalent or more;

when the naphthalene derivative contains a plurality of unsubstituted 9-phenanthrenes, the number of the unsubstituted 9-phenanthrenes is 3 or more; and

when Ar¹ or Ar² represents a phenanthrene skeleton, the phenanthrene skeleton is monovalent phenanthrene.

2. The naphthalene derivative according to claim 1, wherein Ar¹ and Ar² in the formula (1) each represent a benzene skeleton, a naphthalene skeleton, a fluorene skeleton, a phenanthrene skeleton, a fluoranthene skeleton, a triphenylene skeleton or a chrysene skeleton.

3. The naphthalene derivative according to claim 2, wherein

when Ar¹, Ar² and Ar³ in the formula (1) each have a substituent:

the substituent represented by each of Ar¹ and Ar² is selected from a group consisting of an aryl group, an alkyl group, a cycloalkyl group, an alkoxy group, a cyano group, a silyl group and a halogen atom; and

the substituent represented by Ar³ is selected from a group consisting of an alkyl group, an alkoxy group, a cyano group, a silyl group and a halogen atom.

4. The naphthalene derivative according to claim 1, wherein m and n in the formula (1) each represent an integer in a range of 1 to 3 while a sum of m and n is in a range of 2 to 5.

5. The naphthalene derivative according to claim 1, wherein a and b in the formula (1) each represent an integer in a range of 0 to 3.

6. The naphthalene derivative according to claim 1, wherein a and b in the formula (1) each are 0.

7. A material for an organic electroluminescence device, the material comprising the naphthalene derivative according to claim 1.

8. The material for an organic electroluminescence device according to claim 7, the material being used together with a phosphorescent material.

9. The material for an organic electroluminescence device according to claim 7, the material being used as a host material for an emitting layer.

10-16. (canceled)

* * * * *

专利名称(译)	萘衍生物，有机电致发光器件用材料和使用其的有机电致发光器件		
公开(公告)号	US20090008607A1	公开(公告)日	2009-01-08
申请号	US12/102562	申请日	2008-04-14
申请(专利权)人(译)	出光兴产股份有限公司.		
当前申请(专利权)人(译)	出光兴产股份有限公司.		
[标]发明人	KAWAMURA MASAHIRO NISHIMURA KAZUKI TAKASHIMA YORIYUKI ITO MITSUNORI IWAKUMA TOSHIHIRO OGIWARA TOSHINARI HOSOKAWA CHISHIO FUKUOKA KENICHI		
发明人	KAWAMURA, MASAHIRO NISHIMURA, KAZUKI TAKASHIMA, YORIYUKI ITO, MITSUNORI IWAKUMA, TOSHIHIRO OGIWARA, TOSHINARI HOSOKAWA, CHISHIO FUKUOKA, KENICHI		
IPC分类号	C09K11/06 C07C13/48		
CPC分类号	C07C13/567 H05B33/20 C07C15/30 C07D235/08 C09K11/06 C09K11/565 C09K2211/1011 H01L51/0054 H01L51/0058 H01L51/006 H01L51/0071 H01L51/0072 H01L51/0085 H01L51/5012 H01L2251/308 H05B33/14 C07C15/24		
优先权	2007179121 2007-07-07 JP 2007179120 2007-07-07 JP		
其他公开文献	US8034256		
外部链接	Espacenet USPTO		

摘要(译)

提供由下式 (1) 表示的萘衍生物。在式 (1) 中，Ar 1和Ar 2各自表示形成环的具有6-18个碳原子的芳烃环状基团。芳烃环状基团不含蒽骨架，芘骨架，乙炔骨架和并四苯骨架。Ar 3表示苯骨架或萘骨架。R1和R2各自表示烷基，环烷基，烷氧基，氰基，甲硅烷基或卤素原子。a和b各自表示0至4范围内的整数.m和n各自表示1至4范围内的整数。

